

Purpose

The purpose of this document is to define the process and procedures for the flow testing of Fire Hydrants attached to Jonestown Water Supply Corporation's distribution System. With the intent of providing the collected flow test data to Travis County ESD 1.

Flow Testing

Flow Test will be conducted on all Fire Hydrants within the JWSC distribution system in accordance with NFPA 291 Recommended Practice for Fire Flow Testing and Marking of Hydrants.

Results of the flow test are calculated using the Hazen Williams method referenced in NFPA 291 and the cells in this spreadsheet contain that math.

Additionally, the Calculated Flow At 20PSI is also computed in the spreadsheet as it is the standard by which the hydrant is rated.

Location of the Fire Hydrants being tested is noted as a GPS coordinate provided to JWSC by Travis County ESD 1 to allow for ease of input into the database.

No more than twelve hydrants will be noted per "Tab" on the spreadsheet with an average for the sheet at bottom noting AVG Tested Flow and AVG Calculated Flow @ 20PSI

A plot of each hydrants flow is located to the right of each data set.

Hydrant Markings

Currently, all JWSC Fire Hydrants are Red or Silver. It is JWSC's intent to mark all hydrants in the system in accordance with NFPA 291 Recommended Practice for Fire Flow Testing and Marking of Hydrants (referenced below) upon completion of all fire flow testing.

System Capacities

JWSC intends to provide Travis County ESD 1 with a basic hydraulic overview of production, storage, transmission, and distribution capacities within the system.

5.1 Classification of Hydrants. Hydrants should be classified in accordance with their rated capacities [at 20 psi (1.4 bar) residual pressure or other designated value] as follows:

- (1) Class **AA** - Rated capacity of 1500 gpm (5680 L/min) or greater
- (2) Class **A** - Rated capacity of 1000-1499 gpm (3785-5675 L/min)
- (3) Class **B** - Rated capacity of 500-999 gpm (1900-3780 L/min)
- (4) Class **C** - Rated capacity of less than 500 gpm (1900 L/min)

5.2 Marking of Hydrants.

5.2.1 Public Hydrants.

5.2.1.2 The tops and nozzle caps should be painted with the following capacity-indicating color scheme to provide simplicity and consistency with colors used in signal work for safety, danger, and intermediate condition:

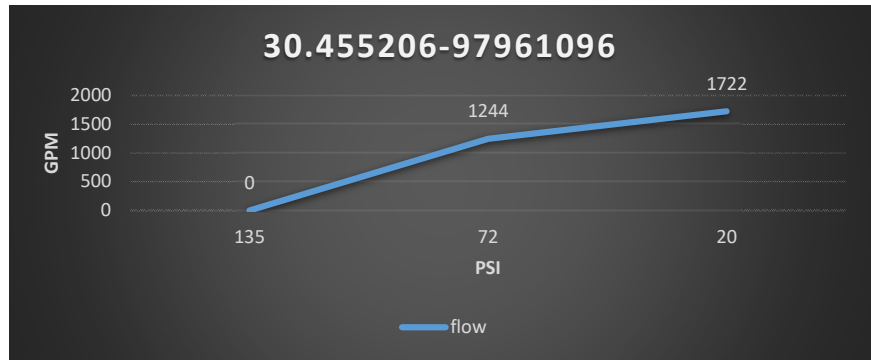
- (1) Class **AA**- Light blue
- (2) Class **A** - Green
- (3) Class **B** - Orange
- (4) Class **C** - Red

System capacities	GPM	MGD
Raw water pumping	1400	2
Treatment	1050	1.5
Transmission pumps	1975	2.844
TP to ES		
HS 1	450	
HS 2	450	
HS 3	375	
HS 4	350	
HS 5	350	

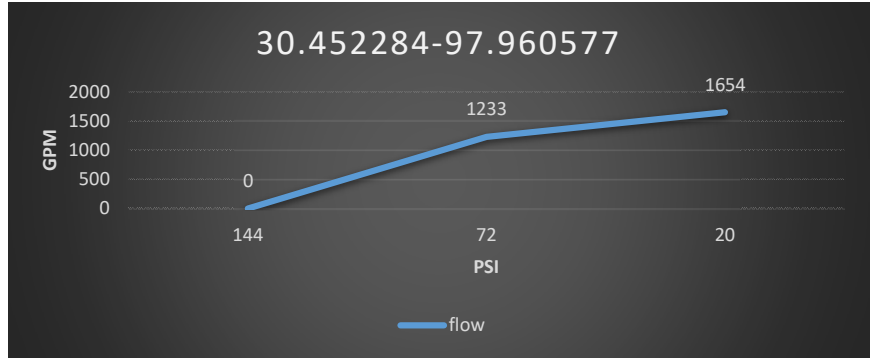
Ground Storage	300,000 gallons
Elavated Storage total	518,384 gallons
Fawn	105,746 gallons
High Hat	90,000 gallons
Hight Hat	180,000 gallons
SJH	52,638 gallons
SJH	90,000 gallons

	GPM
Avg Tested hydrant Flow	1133
Avg Calculated hydrant flow @ 20psi	1399
Lowest Tested Hydrant	750
Lowest Calculated hydrant flow @ 20psi	852
Highest Tested hydrant Flow	1592
Highest Calculated hydrant flow @ 20psi	2445
Total hydrants tested	200
Class AA	82
Class A	113
Class B	5
Class C	0
12" Water Line	24,400 LF
10" Water Line	20,200 LF
8" Water Line	35,400 LF
6" Water Line	100,000 + LF

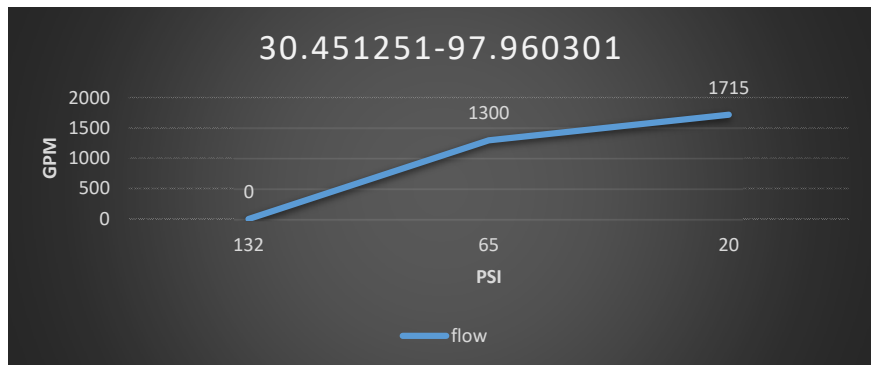
Location	
30.455206-97.961096	
model AD B84B	
Static psi	135
Pitot psi	55
Gage gpm	1250
Calculated gpm	1244
residual psi	72
Calculated gpm at 20 psi	1722



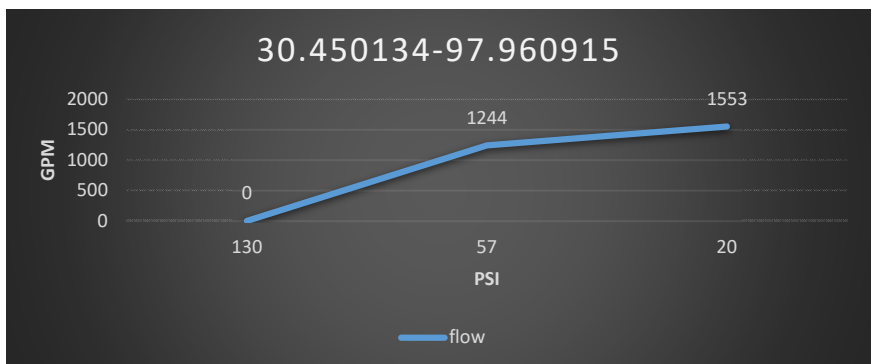
Location	
30.452284-97.960577	
model B84B	
Static psi	144
Pitot PSI	54
Gage gpm	1250
Calculated gpm	1233
residual psi	72
Calculated gpm at 20 psi	1654



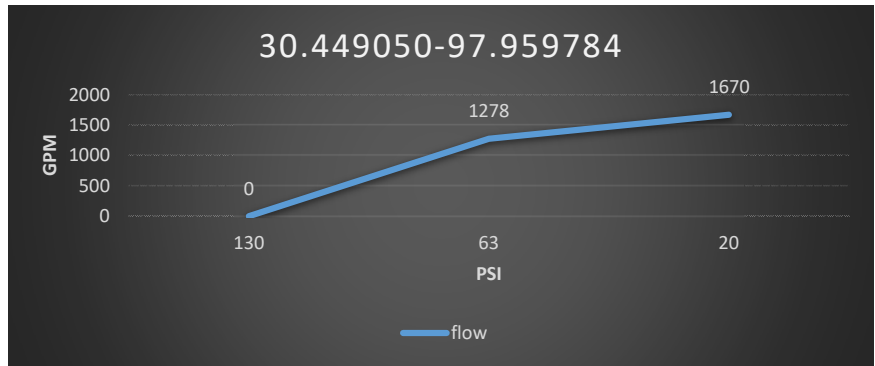
Location	
30.451251-97.960301	
model B84B	
Static psi	132
Pitot PSI	60
Gage gpm	1300
Calculated gpm	1300
residual psi	65
Calculated gpm at 20 psi	1715



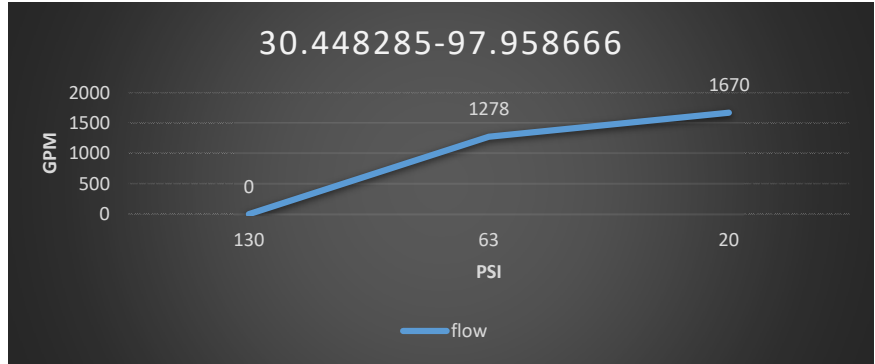
Location	
30.450134-97.960915	
model B84B	
Static psi	130
Pitot PSI	55
Gage gpm	1250
Calculated gpm	1244
residual psi	57
Calculated gpm at 20 psi	1553



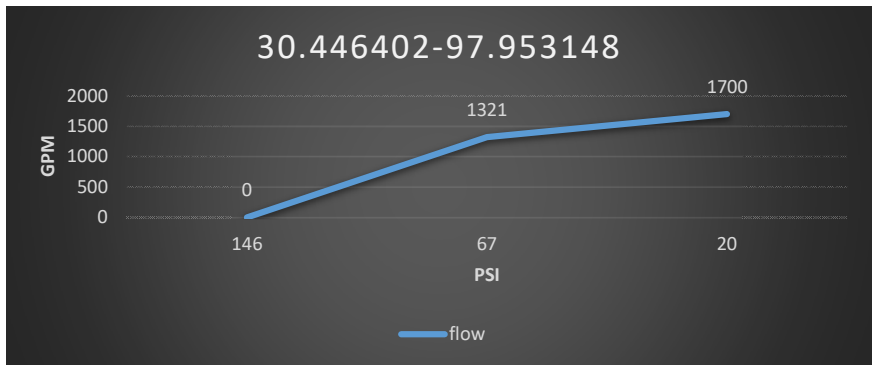
Location	
30.449050-97.959784	
model B84B	
Static psi	130
Pitot PSI	58
Gage gpm	1280
Calculated gpm	1278
residual psi	63
Calculated gpm at 20 psi	1670



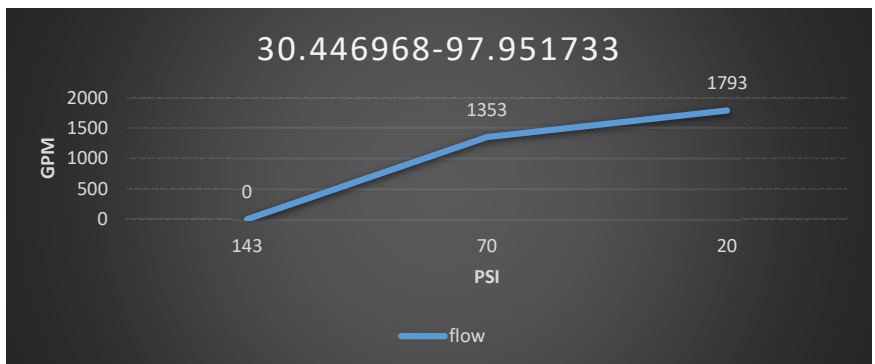
Location	
30.448285-97.958666	
model B84B	
Static psi	130
Pitot PSI	58
Gage gpm	1280
Calculated gpm	1278
residual psi	63
Calculated gpm at 20 psi	1670



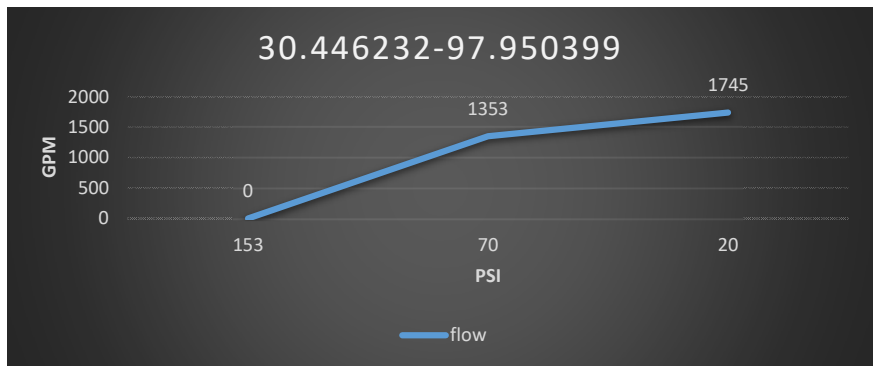
Location	
30.446402-97.953148	
model B84B	
Static psi	146
Pitot PSI	62
Gage gpm	1325
Calculated gpm	1321
residual psi	67
Calculated gpm at 20 psi	1700



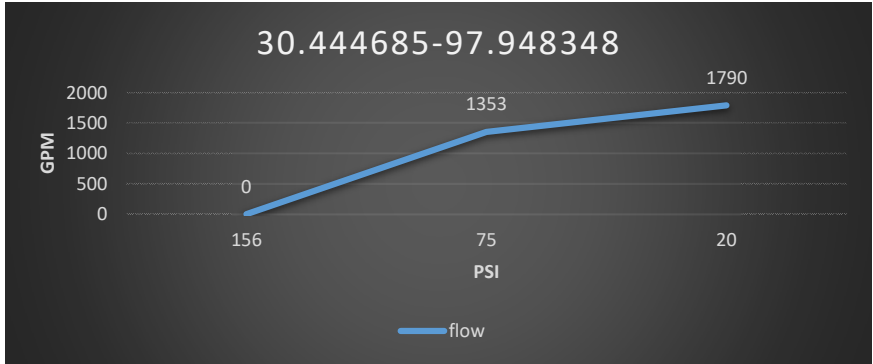
Location	
30.446968-97.951733	
model B84B	
Static psi	143
Pitot PSI	65
Gage gpm	1350
Calculated gpm	1353
residual psi	70
Calculated gpm at 20 psi	1793



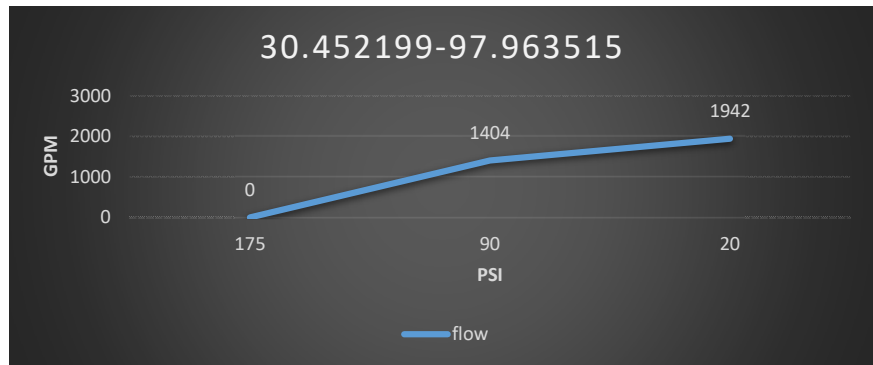
Location	
30.446232-97.950399	
model B84B	
Static psi	153
Pitot PSI	65
Gage gpm	1350
Calculated gpm	1353
residual psi	70
Calculated gpm at 20 psi	1745



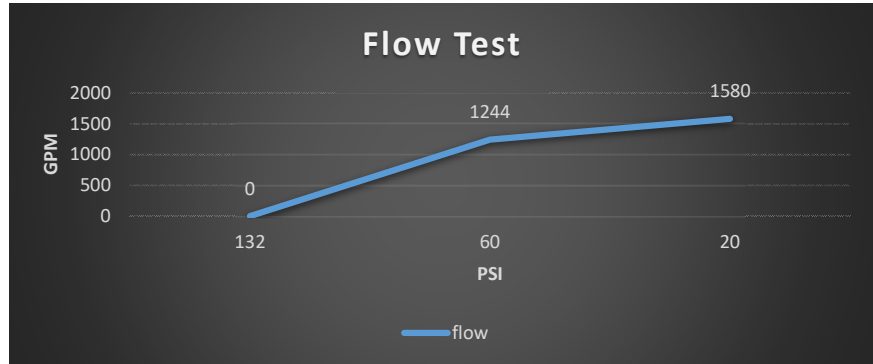
Location	
30.444685-97.948348	
model B84B	
Static psi	156
Pitot PSI	65
Gage gpm	1350
Calculated gpm	1353
residual psi	75
Calculated gpm at 20 psi	1790



Location	
30.452199-97.963515	
model B84B	
Static psi	175
Pitot PSI	70
Gage gpm	1455
Calculated gpm	1404
residual psi	90
Calculated gpm at 20 psi	1942

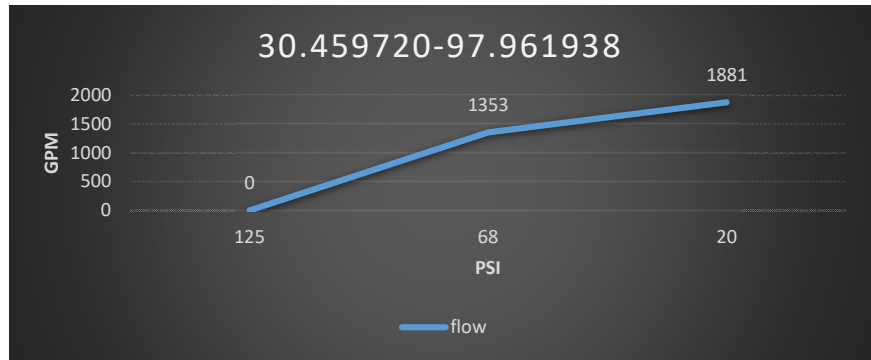


Location	
30.451918-97.966549	
model B84B	
Static psi	132
Pitot PSI	55
Gage gpm	1250
Calculated gpm	1244
residual psi	60
Calculated gpm at 20 psi	1580

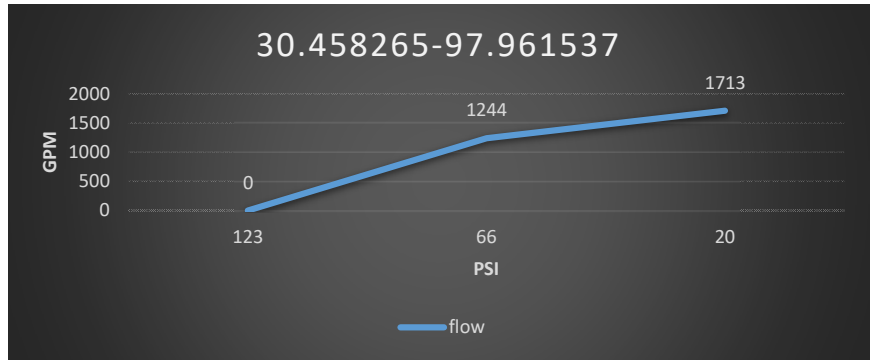


12 Hydrants **AVG Tested Flow** 1300.43 gpm **AVG Calculated Flow @ 20PSI** 1711.14 gpm

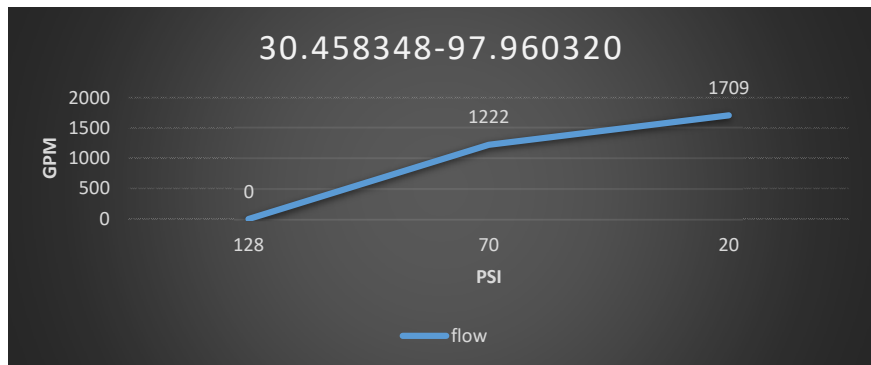
Location	
30.459720-97.961938	
model AD B84B	
Static psi	125
Pitot psi	65
Gage gpm	1350
Calculated gpm	1353
residual psi	68
Calculated gpm at 20 psi	1881



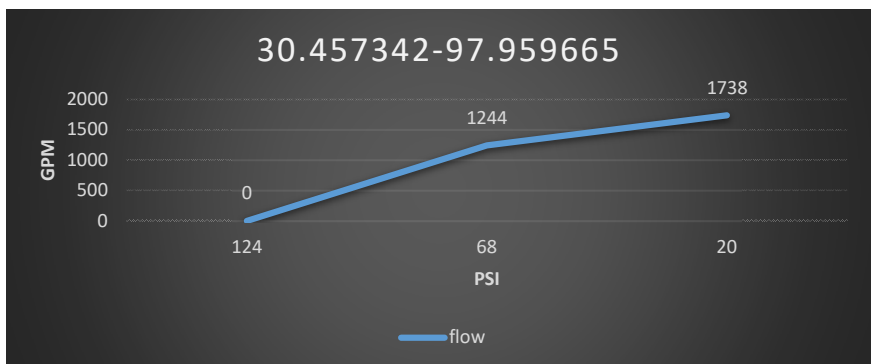
Location	
30.458265-97.961537	
model B84B	
Static psi	123
Pitot PSI	55
Gage gpm	1250
Calculated gpm	1244
residual psi	66
Calculated gpm at 20 psi	1713



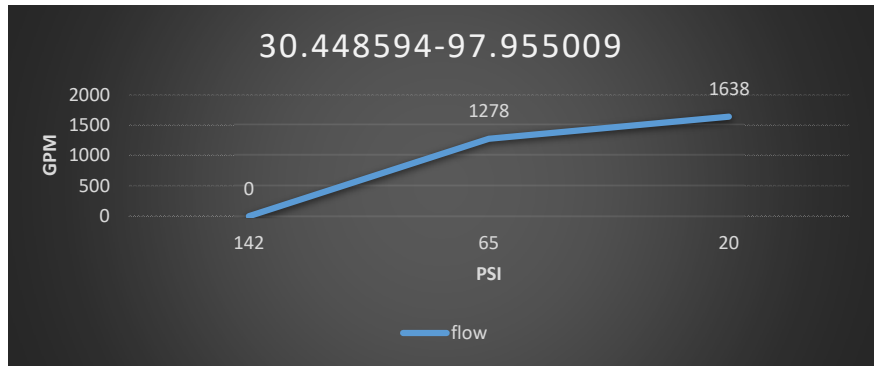
Location	
30.458348-97.960320	
model B84B	
Static psi	128
Pitot PSI	53
Gage gpm	1220
Calculated gpm	1222
residual psi	70
Calculated gpm at 20 psi	1709



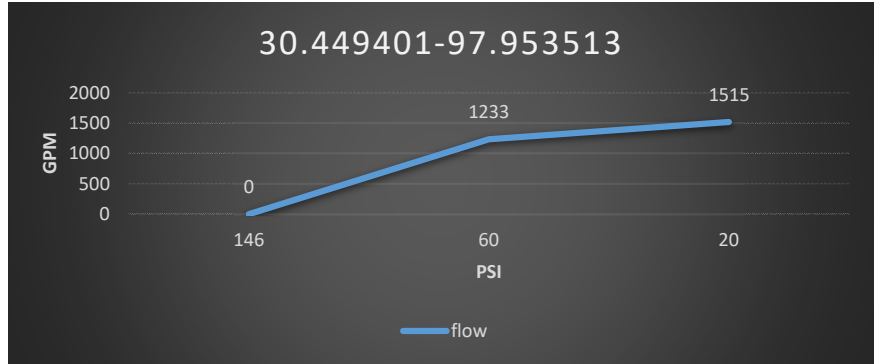
Location	
30.457342-97.959665	
model B84B	
Static psi	124
Pitot PSI	55
Gage gpm	1250
Calculated gpm	1244
residual psi	68
Calculated gpm at 20 psi	1738



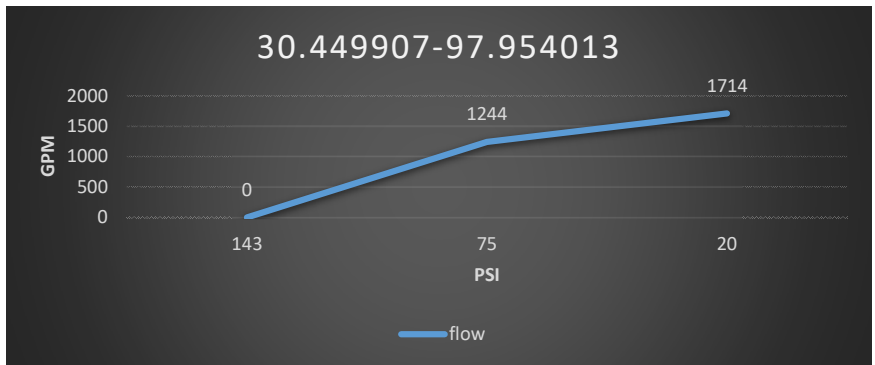
Location	
30.448594-97.955009	
model B84B	
Static psi	142
Pitot PSI	58
Gage gpm	1300
Calculated gpm	1278
residual psi	65
Calculated gpm at 20 psi	1638



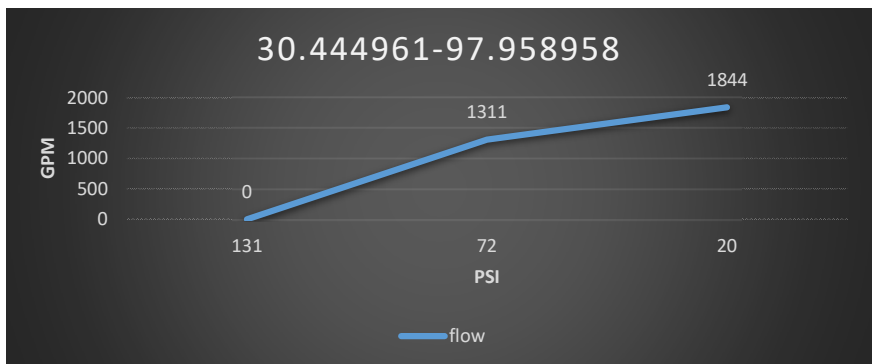
Location	
30.449401-97.953513	
model B84B	
Static psi	146
Pitot PSI	54
Gage gpm	1220
Calculated gpm	1233
residual psi	60
Calculated gpm at 20 psi	1515



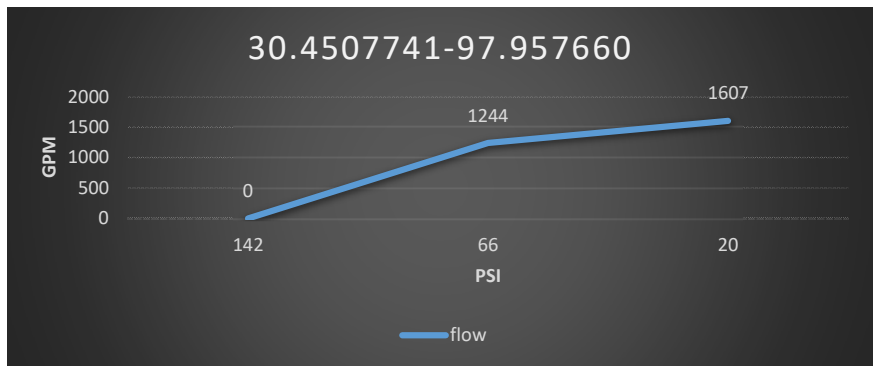
Location	
30.449907-97.954013	
model B84B	
Static psi	143
Pitot PSI	55
Gage gpm	1250
Calculated gpm	1244
residual psi	75
Calculated gpm at 20 psi	1714



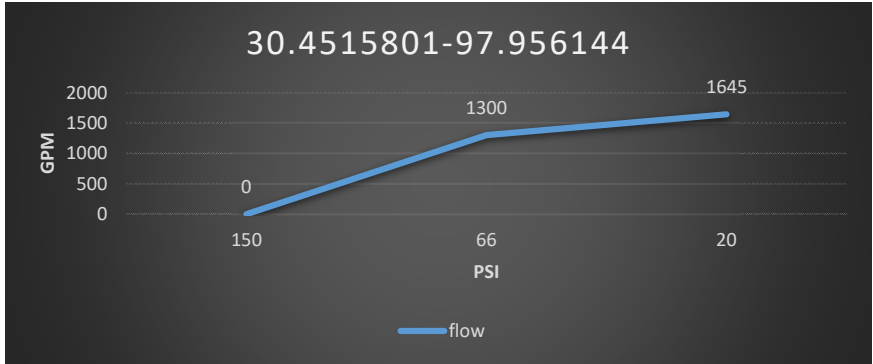
Location	
30.444961-97.958958	
model B84B	
Static psi	131
Pitot PSI	61
Gage gpm	1300
Calculated gpm	1311
residual psi	72
Calculated gpm at 20 psi	1844



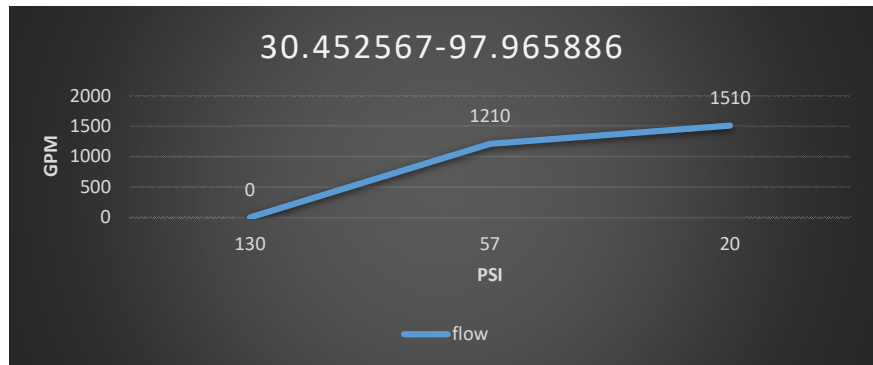
Location	
30.4507741-97.957660	
model B84B	
Static psi	142
Pitot PSI	55
Gage gpm	1250
Calculated gpm	1244
residual psi	66
Calculated gpm at 20 psi	1607



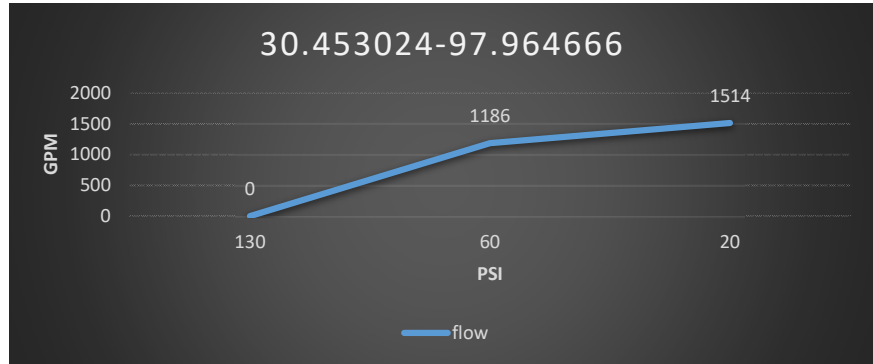
Location	
30.4515801-97.956144	
model B84B	
Static psi	150
Pitot PSI	60
Gage gpm	1300
Calculated gpm	1300
residual psi	66
Calculated gpm at 20 psi	1645



Location	
30.452567-97.965886	
model B84B	
Static psi	130
Pitot PSI	52
Gage gpm	1200
Calculated gpm	1210
residual psi	57
Calculated gpm at 20 psi	1510

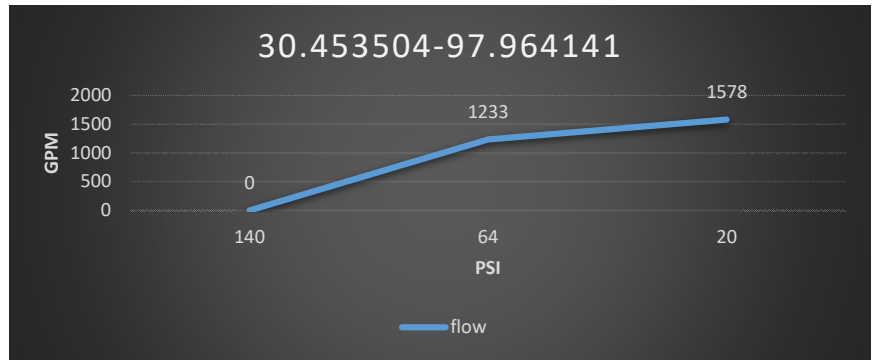


Location	
30.453024-97.964666	
model B84B	
Static psi	130
Pitot PSI	50
Gage gpm	1190
Calculated gpm	1186
residual psi	60
Calculated gpm at 20 psi	1514

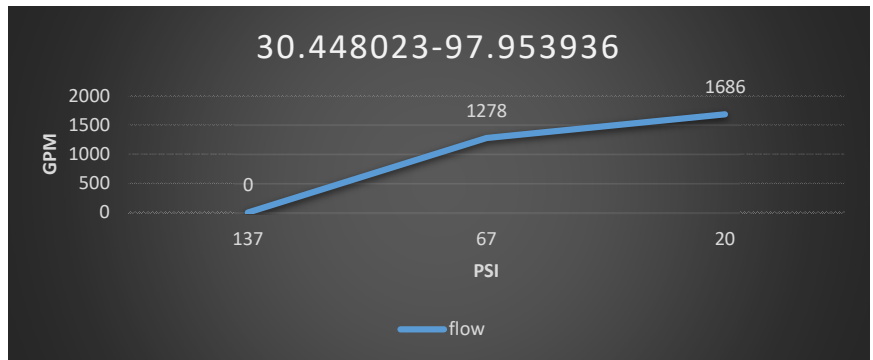


12 Hydrants **AVG Tested Flow** 1255.79 gpm **AVG Calculated Flow @ 20PSI** 1669.10 gpm

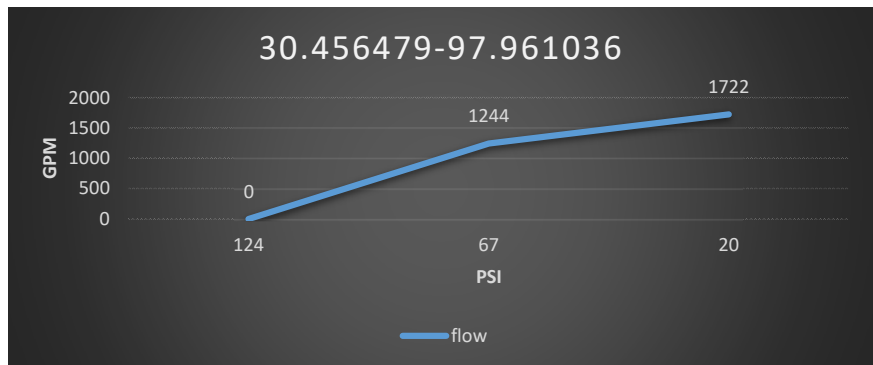
Location	
30.453504-97.964141	
model AD B84B	
Static psi	140
Pitot psi	54
Gage gpm	1250
Calculated gpm	1233
residual psi	64
Calculated gpm at 20 psi	1578



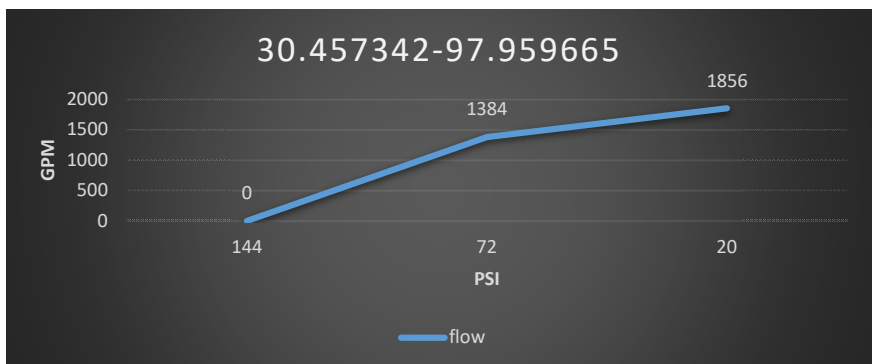
Location	
30.448023-97.953936	
model B84B	
Static psi	137
Pitot PSI	58
Gage gpm	1275
Calculated gpm	1278
residual psi	67
Calculated gpm at 20 psi	1686



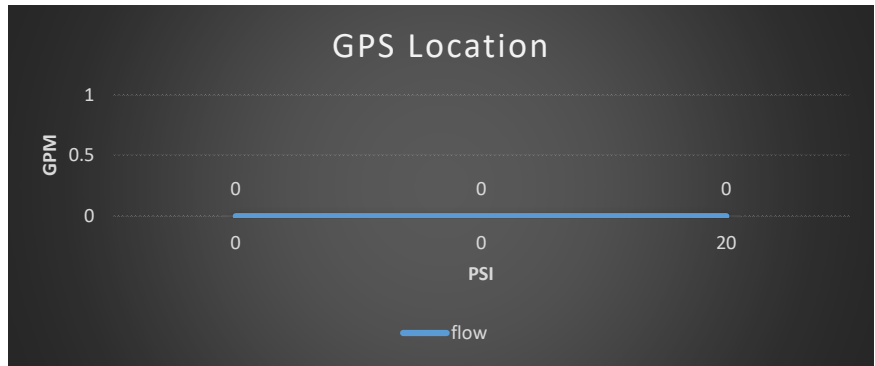
Location	
30.456479-97.961036	
model B84B	
Static psi	124
Pitot PSI	55
Gage gpm	1250
Calculated gpm	1244
residual psi	67
Calculated gpm at 20 psi	1722



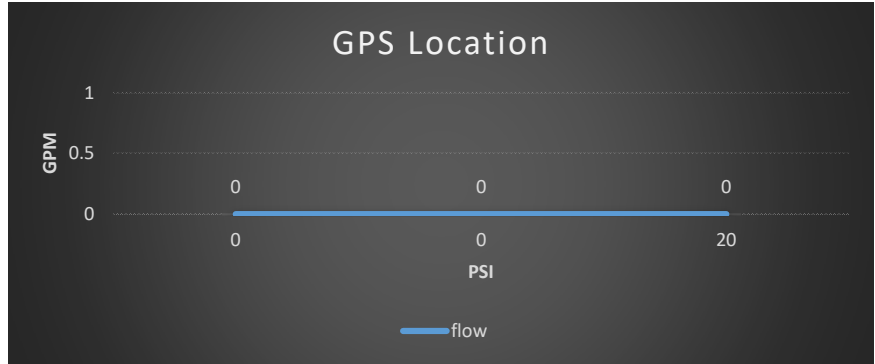
Location	
30.454546-97.958204	
model B84B	
Static psi	144
Pitot PSI	68
Gage gpm	1350
Calculated gpm	1384
residual psi	72
Calculated gpm at 20 psi	1856



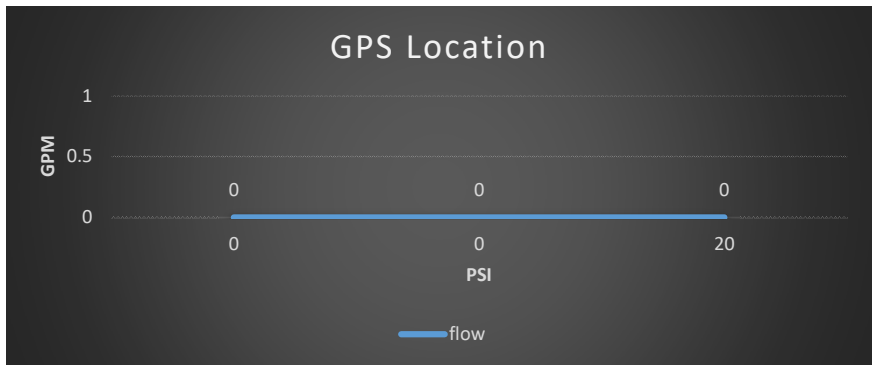
Location	
GPS Location	
model B84B	
Static psi	
Pitot PSI	
Gage gpm	0
Calculated gpm	0
residual psi	
Calculated gpm at 20 psi	#NUM!



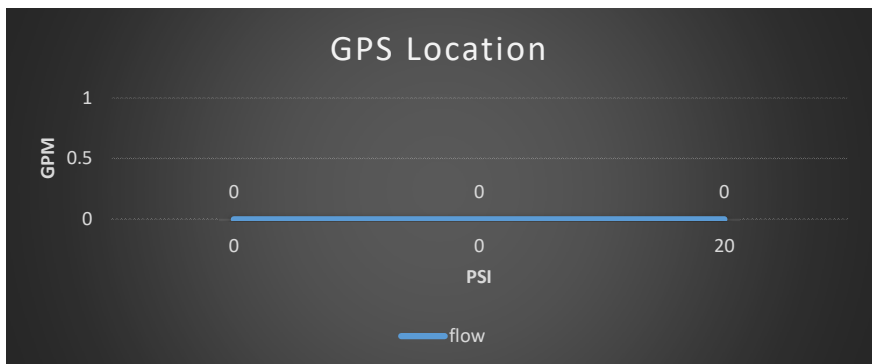
Location	
model B84B	
Static psi	0
Pitot PSI	0
Gage gpm	0
Calculated gpm	0
residual psi	0
Calculated gpm at 20 psi	#NUM!



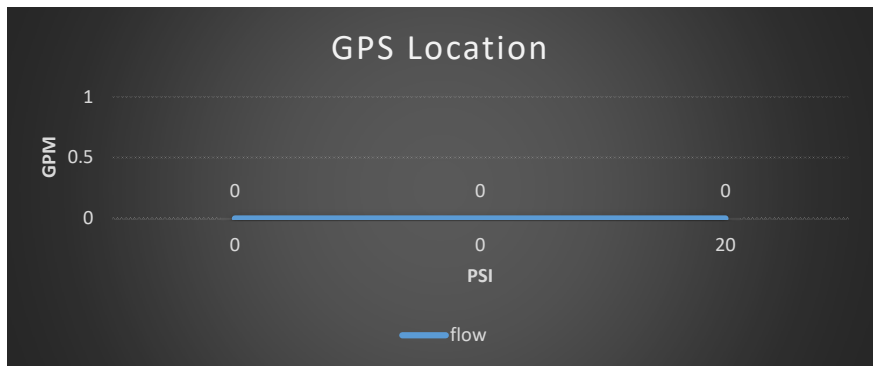
Location	
model B84B	
Static psi	0
Pitot PSI	0
Gage gpm	0
Calculated gpm	0
residual psi	0
Calculated gpm at 20 psi	#NUM!



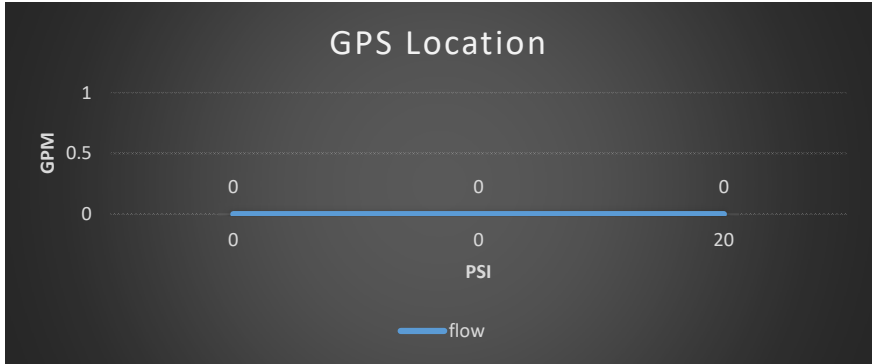
Location	
model B84B	
Static psi	0
Pitot PSI	0
Gage gpm	0
Calculated gpm	0
residual psi	0
Calculated gpm at 20 psi	#NUM!



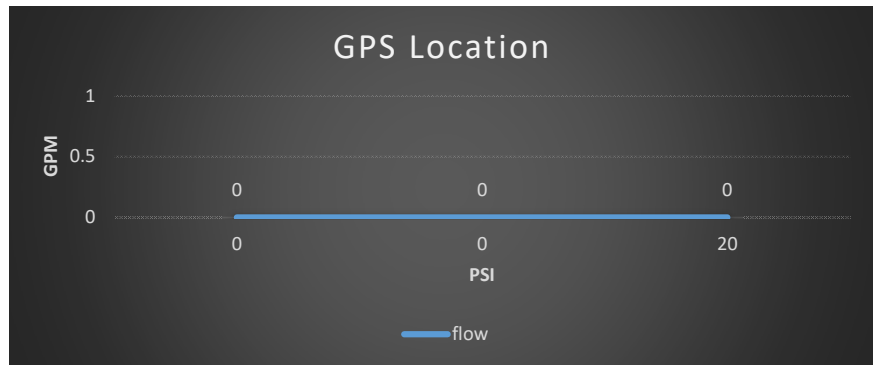
Location	
model B84B	
Static psi	0
Pitot PSI	0
Gage gpm	0
Calculated gpm	0
residual psi	0
Calculated gpm at 20 psi	#NUM!



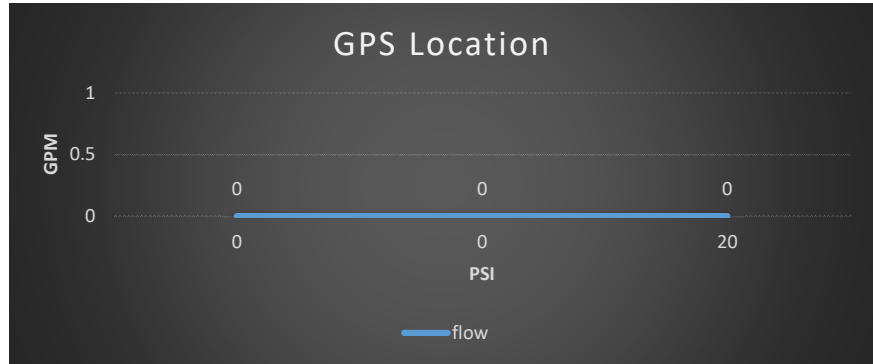
Location	
model B84B	
Static psi	0
Pitot PSI	0
Gage gpm	0
Calculated gpm	0
residual psi	0
Calculated gpm at 20 psi	#NUM!



Location	
model B84B	
Static psi	0
Pitot PSI	0
Gage gpm	0
Calculated gpm	0
residual psi	0
Calculated gpm at 20 psi	#NUM!

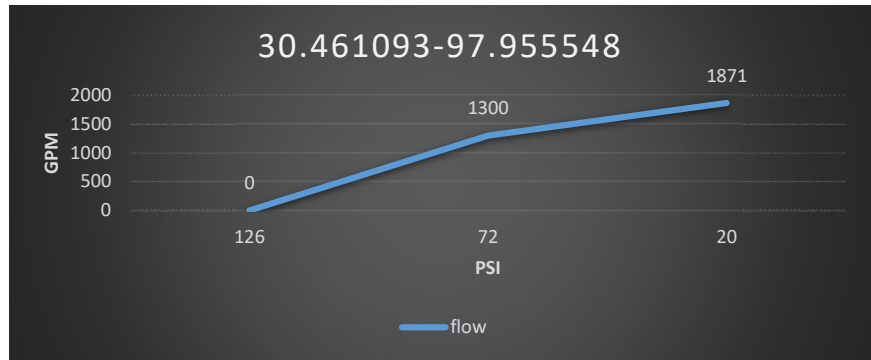


Location	
model B84B	
Static psi	0
Pitot PSI	0
Gage gpm	0
Calculated gpm	0
residual psi	0
Calculated gpm at 20 psi	#NUM!

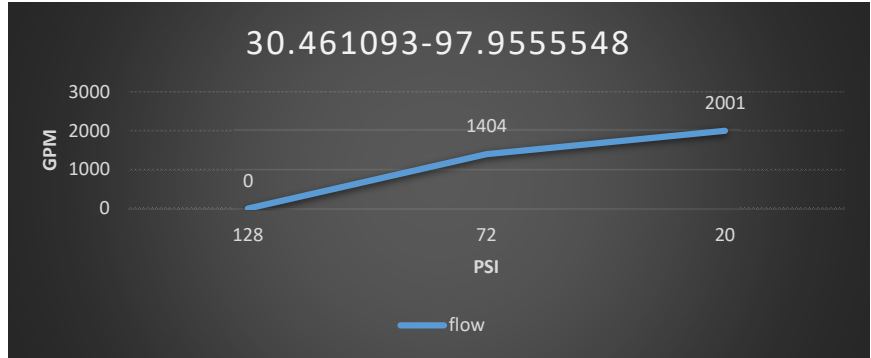


4 Hydrants **AVG Tested Flow** 1284.74 gpm **AVG Calculated Flow @ 20PSI** 1710.47 gpm

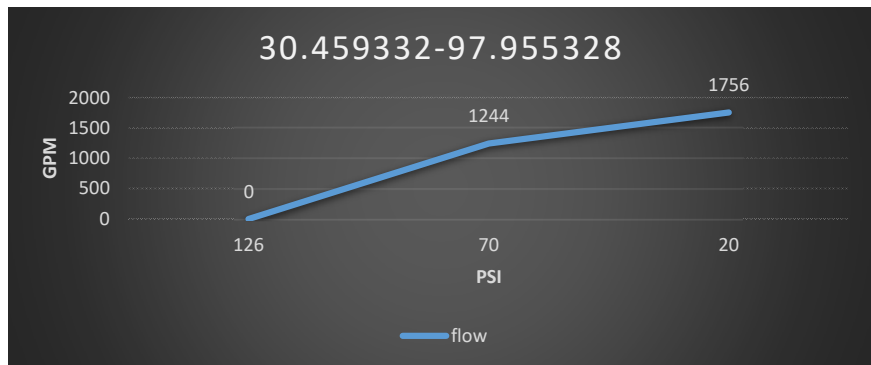
Location	
30.461093-97.955548	
model AD B84B	
Static psi	126
Pitot psi	60
Gage gpm	1325
Calculated gpm	1300
residual psi	72
Calculated gpm at 20 psi	1871



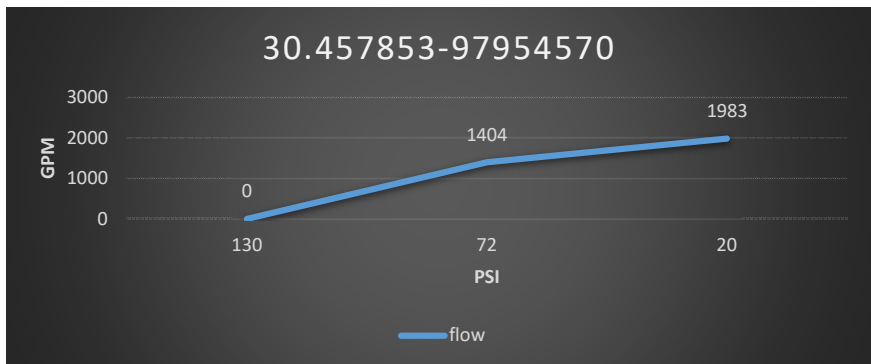
Location	
30.461093-97.955548	
model B84B	
Static psi	128
Pitot PSI	70
Gage gpm	1400
Calculated gpm	1404
residual psi	72
Calculated gpm at 20 psi	2001



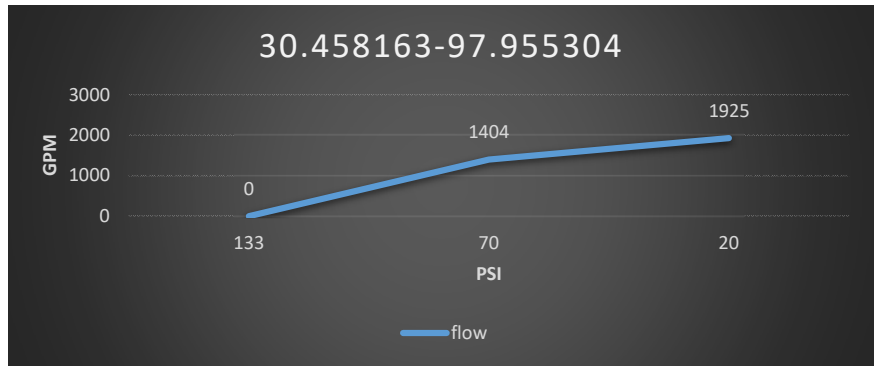
Location	
30.459332-97.955328	
model B84B	
Static psi	126
Pitot PSI	55
Gage gpm	1200
Calculated gpm	1244
residual psi	70
Calculated gpm at 20 psi	1756



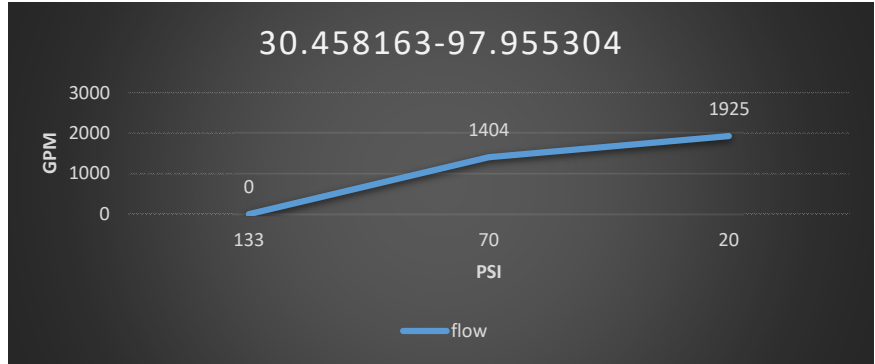
Location	
30.457853-97954570	
Clow	
Static psi	130
Pitot PSI	70
Gage gpm	1405
Calculated gpm	1404
residual psi	72
Calculated gpm at 20 psi	1983



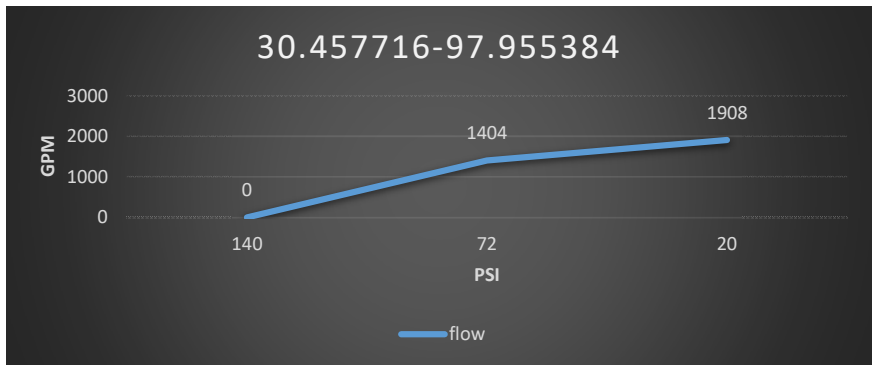
Location	
Clow	
model B84B	
Static psi	133
Pitot PSI	70
Gage gpm	1405
Calculated gpm	1404
residual psi	70
Calculated gpm at 20 psi	1925



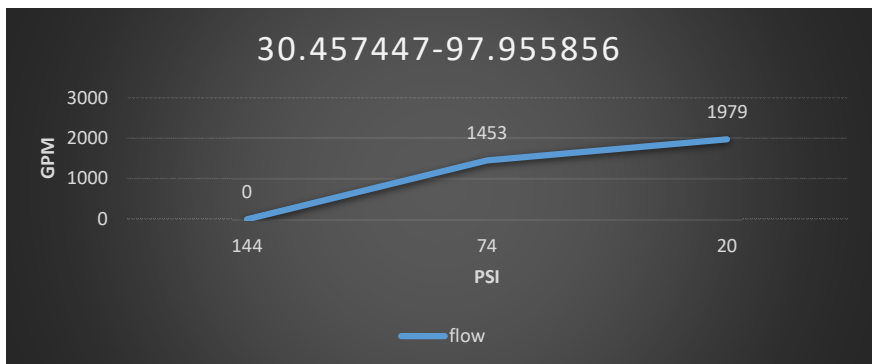
Location	
30.458163-97.955304	Calming CT
model B84B	
Static psi	133
Pitot PSI	70
Gage gpm	1405
Calculated gpm	1404
residual psi	70
Calculated gpm at 20 psi	1925



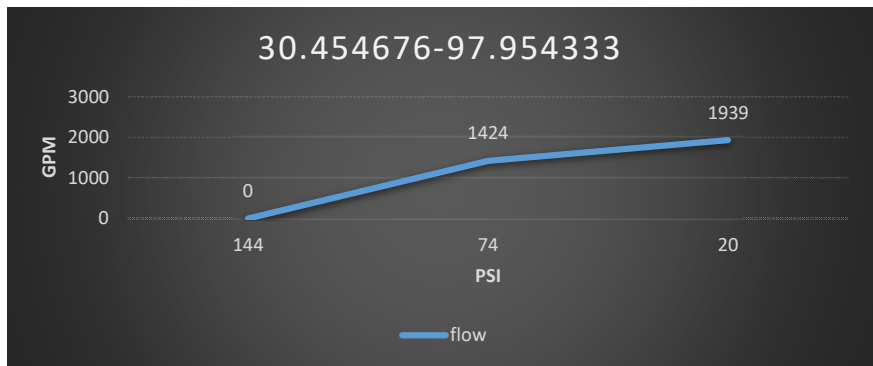
Location	
30.457716-97.955384	Calming ct
model B84B	
Static psi	140
Pitot PSI	70
Gage gpm	1405
Calculated gpm	1404
residual psi	72
Calculated gpm at 20 psi	1908



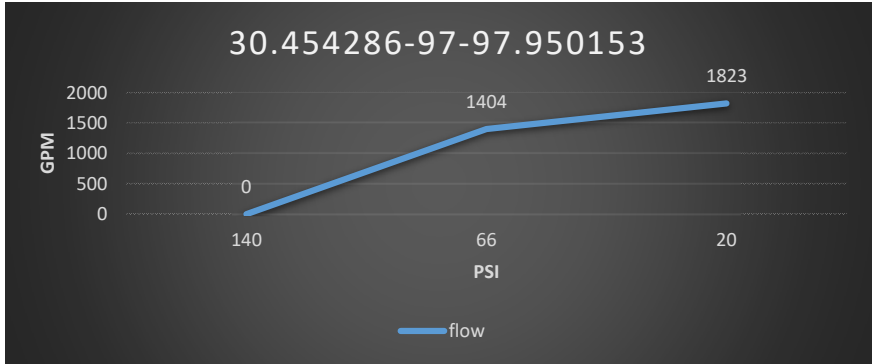
Location	
30.457447-97.955856	Calming Ct
model B84B	
Static psi	144
Pitot PSI	75
Gage gpm	1455
Calculated gpm	1453
residual psi	74
Calculated gpm at 20 psi	1979



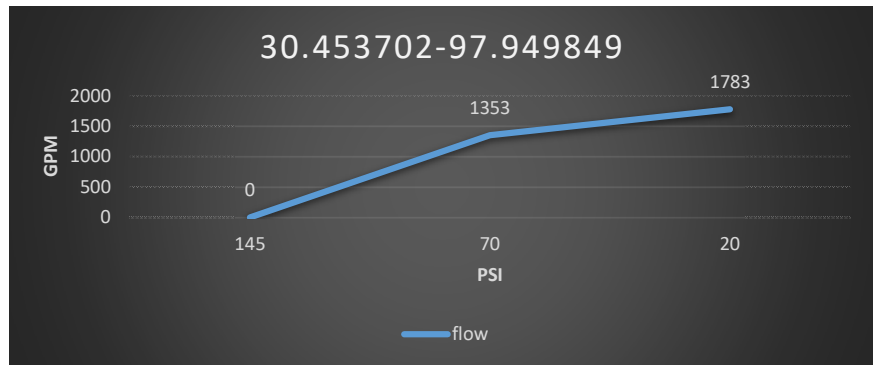
Location	
30.454676-97.954333	hidden ridge
model B84B	
Static psi	144
Pitot PSI	72
Gage gpm	1425
Calculated gpm	1424
residual psi	74
Calculated gpm at 20 psi	1939




Location	
30.454286-97-97.950153	Sunswept
Clow Medallion	
Static psi	140
Pitot PSI	70
Gage gpm	1405
Calculated gpm	1404
residual psi	66
Calculated gpm at 20 psi	1823



Location	
30.453702-97.949849	Sunswept
Clow Medallion	
Static psi	145
Pitot PSI	65
Gage gpm	1405
Calculated gpm	1353
residual psi	70
Calculated gpm at 20 psi	1783

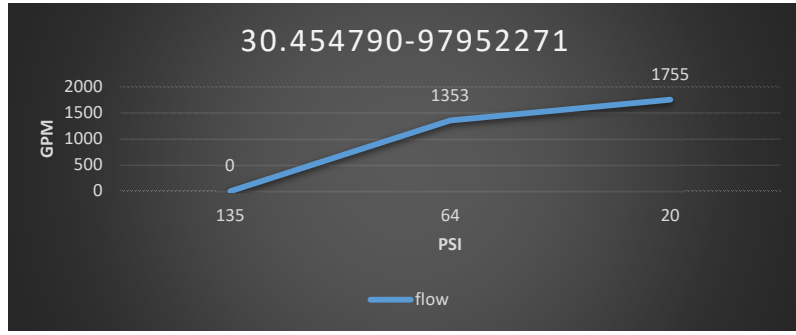


Location	
30.452964-97.950003	River Chase
Clow Medallion	
Static psi	155
Pitot PSI	60
Gage gpm	1300
Calculated gpm	1300
residual psi	60
Calculated gpm at 20 psi	1571

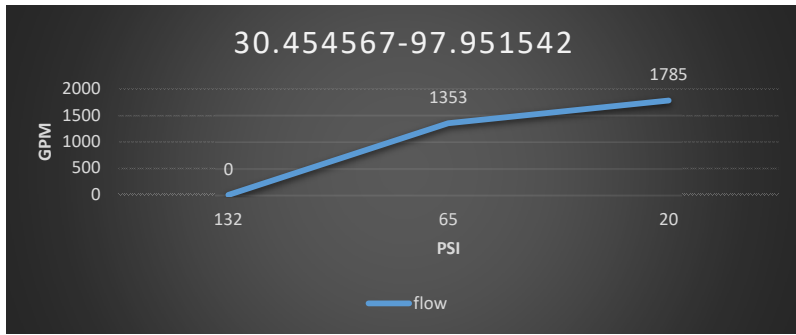


12 hydrants **AVG Tested Flow 1375 gpm** **AVG Calculated Flow @ 20PSI 1872 gpm**

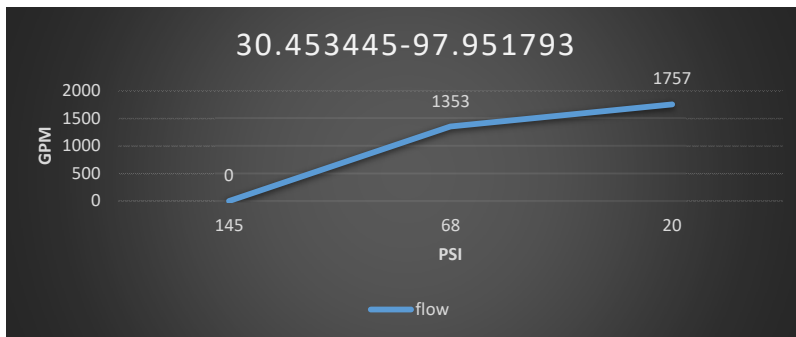
Location	
30.454790-97952271	Natures Way
Clow Medallion	
Static psi	135
Pitot psi	65
Gage gpm	1350
Calculated gpm	1353
residual psi	64
Calculated gpm at 20 psi	1755



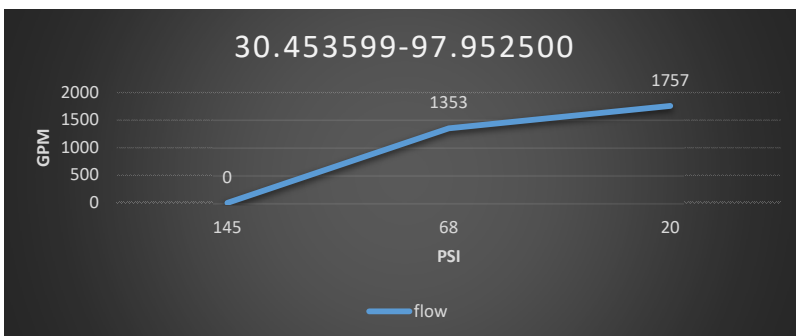
Location	
30.454567-97.951542	Natures Way
Clow Medallion	
Static psi	132
Pitot PSI	65
Gage gpm	1350
Calculated gpm	1353
residual psi	65
Calculated gpm at 20 psi	1785



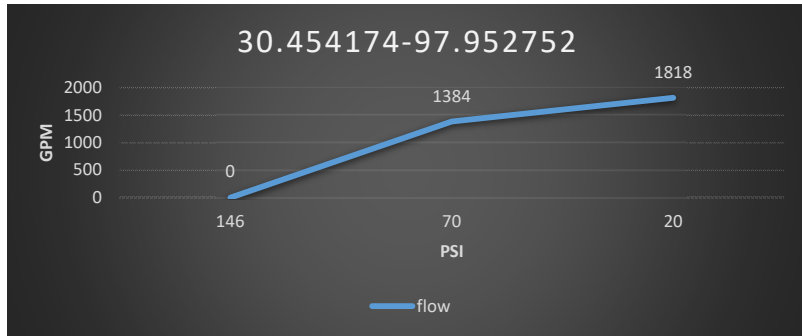
Location	
30.453445-97.951793	Getaway
Clow Medallion	
Static psi	145
Pitot PSI	65
Gage gpm	1405
Calculated gpm	1353
residual psi	68
Calculated gpm at 20 psi	1757



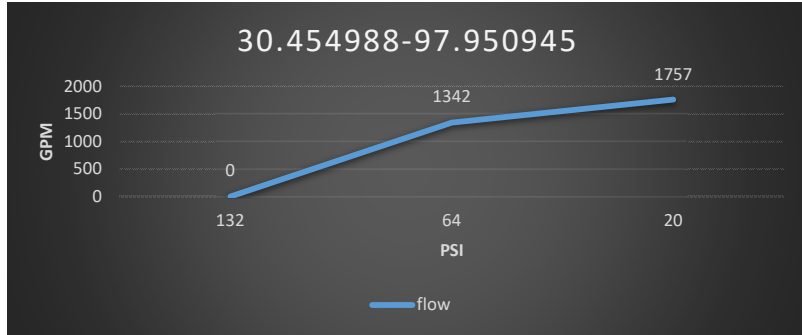
Location	
30.453599-97.952500	Getaway
Clow Medallion	
Static psi	145
Pitot PSI	65
Gage gpm	1405
Calculated gpm	1353
residual psi	68
Calculated gpm at 20 psi	1757



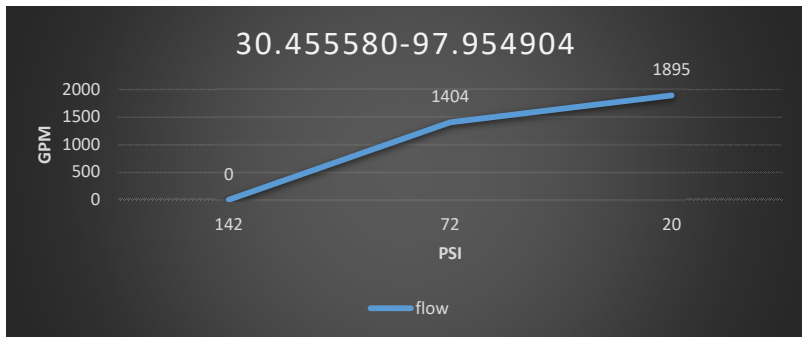
Location	
30.454174-97.952752	Getaway
Clow Medallion	
Static psi	146
Pitot PSI	68
Gage gpm	1405
Calculated gpm	1384
residual psi	70
Calculated gpm at 20 psi	1818



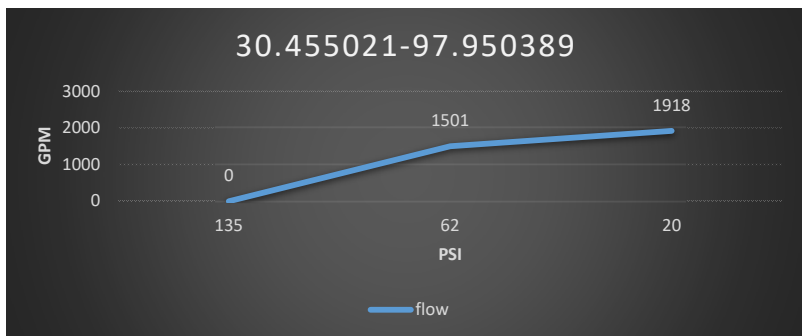
Location	
30.454988-97.950945	Sunswept
Clow Medallion	
Static psi	132
Pitot PSI	64
Gage gpm	1325
Calculated gpm	1342
residual psi	64
Calculated gpm at 20 psi	1757



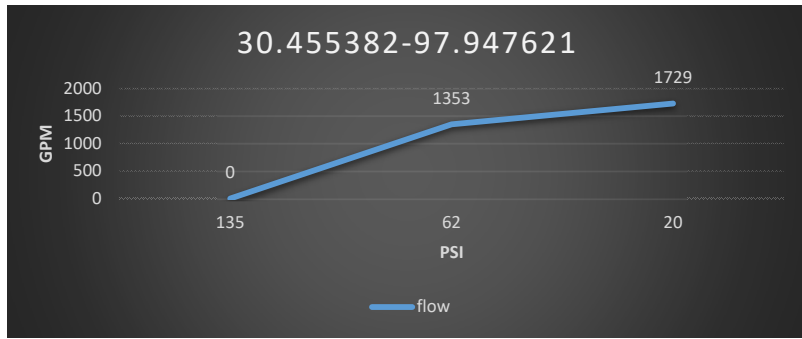
Location	
30.455580-97.954904	Hidden Ridge
Clow Medallion	
Static psi	142
Pitot PSI	70
Gage gpm	1405
Calculated gpm	1404
residual psi	72
Calculated gpm at 20 psi	1895



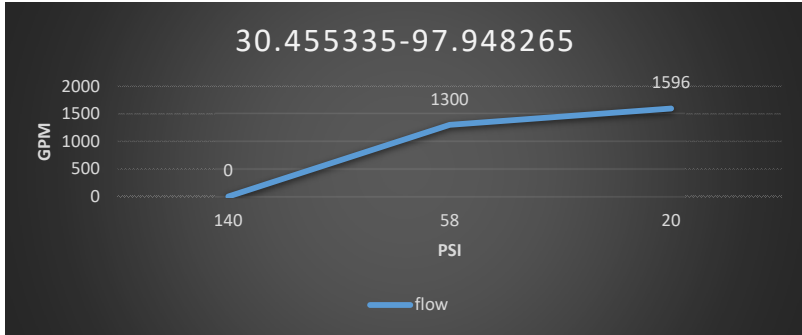
Location	
30.455021-97.950389	Old Burnet Rd
Clow Medallion	
Static psi	135
Pitot PSI	80
Gage gpm	1405
Calculated gpm	1501
residual psi	62
Calculated gpm at 20 psi	1918



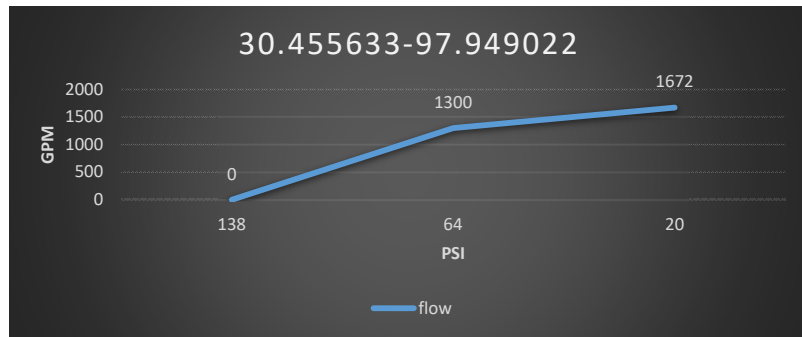
Location	
30.455382-97.947621	OBR Trident
Clow Medallion	
Static psi	135
Pitot PSI	65
Gage gpm	1350
Calculated gpm	1353
residual psi	62
Calculated gpm at 20 psi	1729



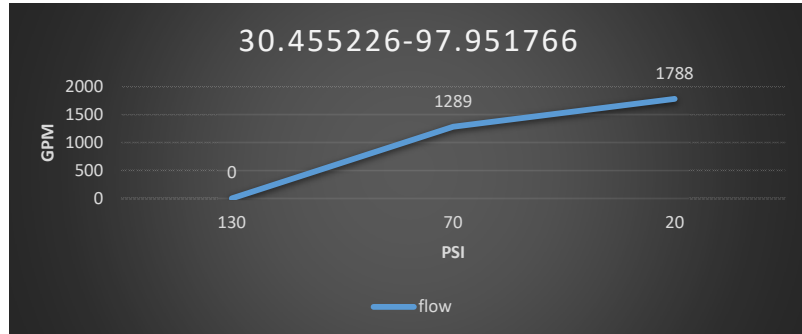
Location	
30.455335-97.948265	Trident
Clow Medallion	
Static psi	140
Pitot PSI	60
Gage gpm	1300
Calculated gpm	1300
residual psi	58
Calculated gpm at 20 psi	1596



Location	
30.455633-97.949022	Trident
Clow Medallion	
Static psi	138
Pitot PSI	60
Gage gpm	1300
Calculated gpm	1300
residual psi	64
Calculated gpm at 20 psi	1672

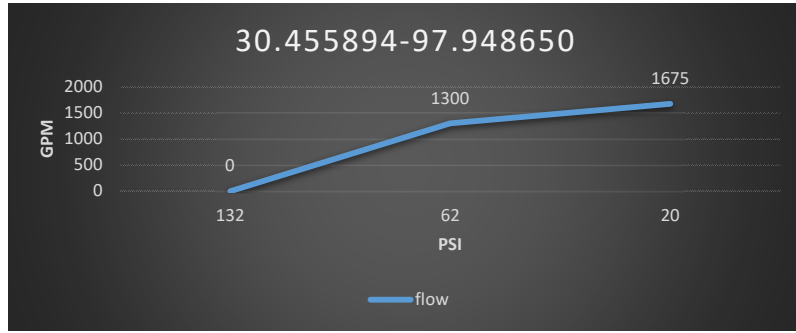


Location	
30.455226-97.951766	obr/old school
model B84B	
Static psi	130
Pitot PSI	59
Gage gpm	1290
Calculated gpm	1289
residual psi	70
Calculated gpm at 20 psi	1788

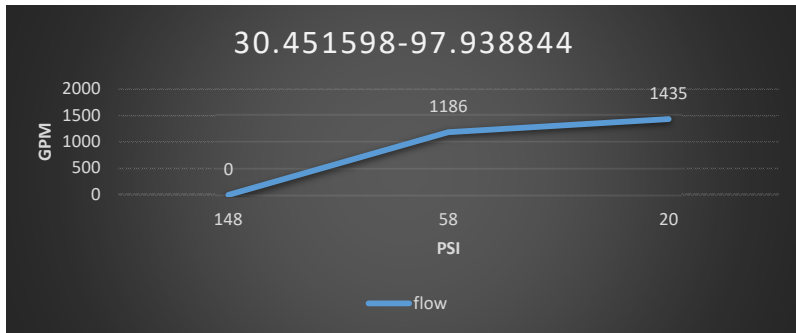


12 Hydrants **AVG Tested Flow** 1356.91 gpm **AVG Calculated Flow @ 20PSI** 1769.13 gpm

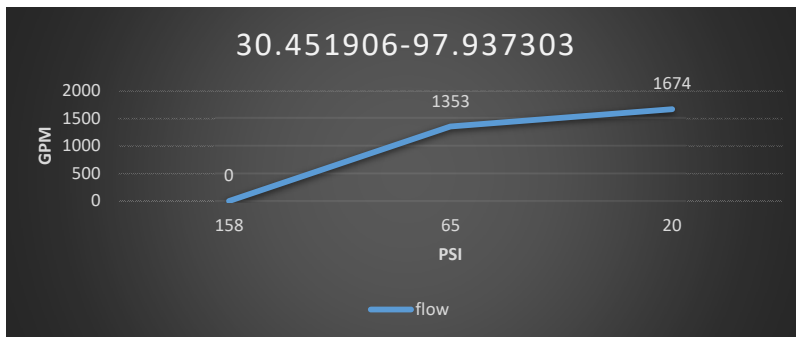
Location	
30.455894-97.948650	Bluffs
model AD B84B	
Static psi	132
Pitot psi	60
Gage gpm	1300
Calculated gpm	1300
residual psi	62
Calculated gpm at 20 psi	1675



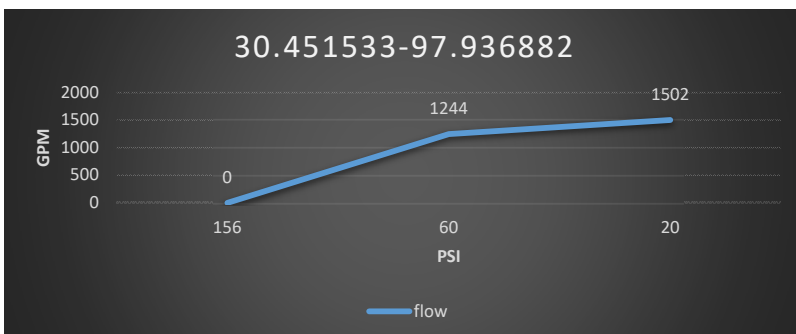
Location	
30.451598-97.938844	Lantern view
model B84B	
Static psi	148
Pitot PSI	50
Gage gpm	1190
Calculated gpm	1186
residual psi	58
Calculated gpm at 20 psi	1435



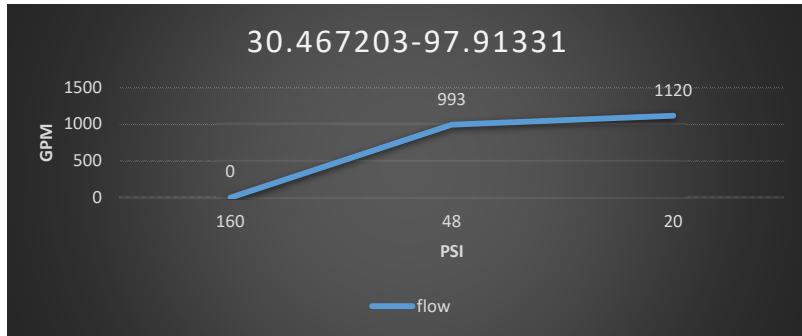
Location	
30.451906-97.937303	Lantern View
model B84B	
Static psi	158
Pitot PSI	65
Gage gpm	1250
Calculated gpm	1353
residual psi	65
Calculated gpm at 20 psi	1674



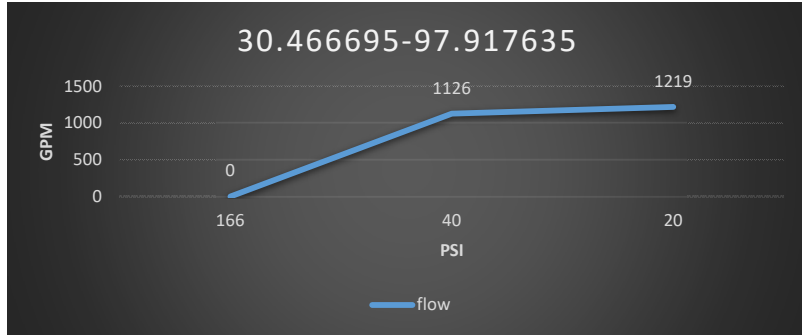
Location	
30.451533-97.936882	Lantern View
model B84B	
Static psi	156
Pitot PSI	55
Gage gpm	1250
Calculated gpm	1244
residual psi	60
Calculated gpm at 20 psi	1502



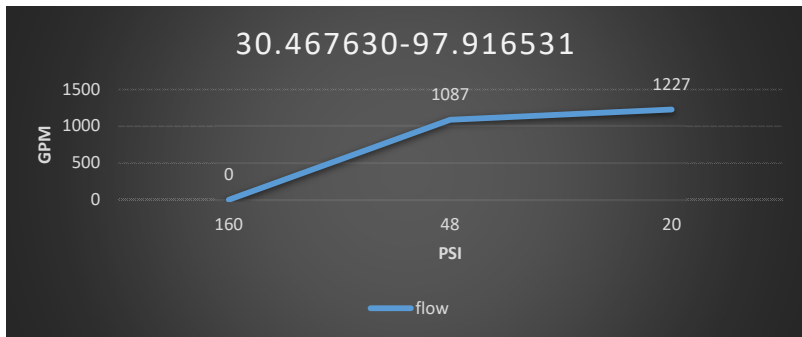
Location	
30.467203-97.91331	
Kennedy K81d	
Static psi	160
Pitot PSI	35
Gage gpm	1000
Calculated gpm	993
residual psi	48
Calculated gpm at 20 psi	1120



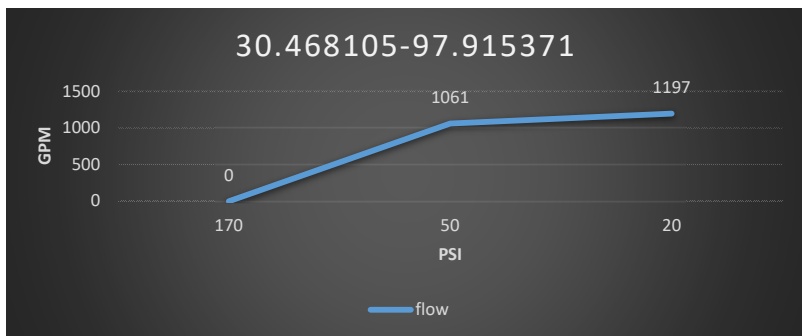
Location	
30.466695-97.917635	
Kennedy	
Static psi	166
Pitot PSI	45
Gage gpm	1130
Calculated gpm	1126
residual psi	40
Calculated gpm at 20 psi	1219



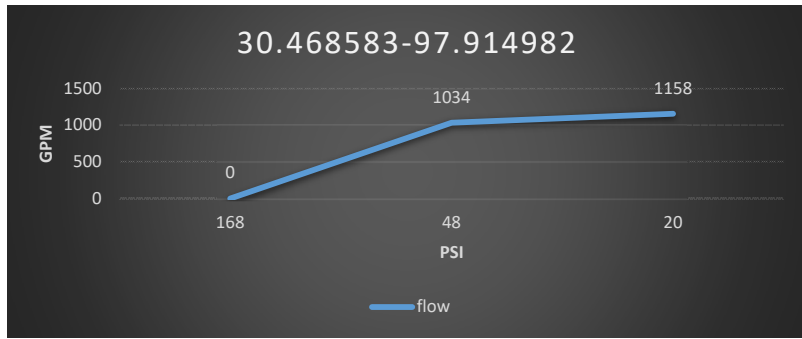
Location	
30.467630-97.916531	
Kennedy	
Static psi	160
Pitot PSI	42
Gage gpm	1100
Calculated gpm	1087
residual psi	48
Calculated gpm at 20 psi	1227



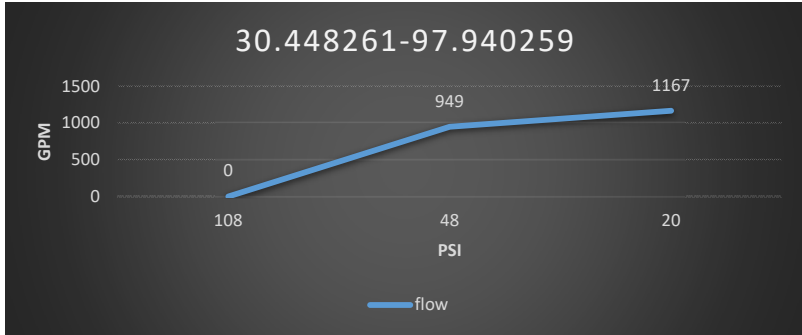
Location	
30.468105-97.915371	
Kennedy	
Static psi	170
Pitot PSI	40
Gage gpm	1060
Calculated gpm	1061
residual psi	50
Calculated gpm at 20 psi	1197



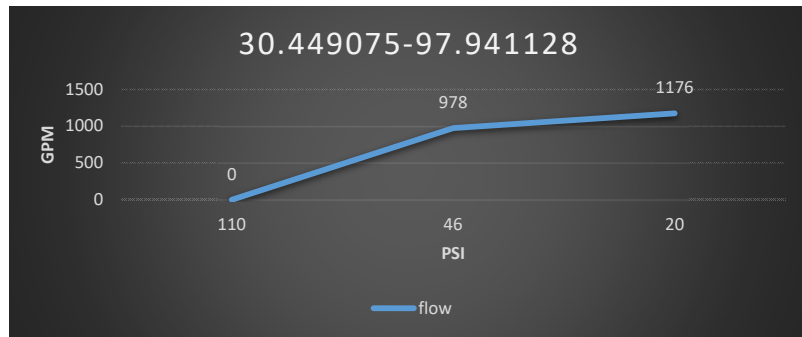
Location	
30.468583-97.914982	
kennedy	
Static psi	168
Pitot PSI	38
Gage gpm	1060
Calculated gpm	1034
residual psi	48
Calculated gpm at 20 psi	1158



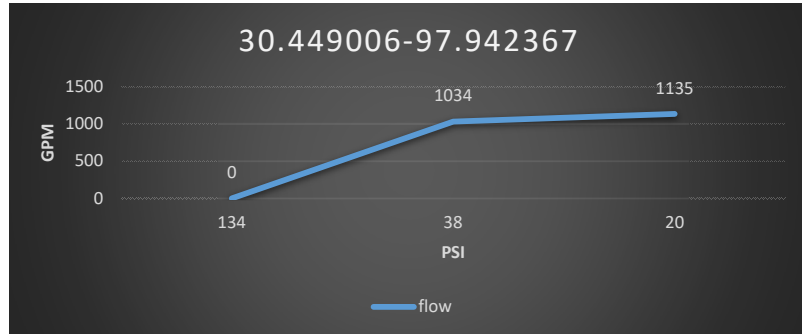
Location	
30.448261-97.940259	
model B84B	
Static psi	108
Pitot PSI	32
Gage gpm	920
Calculated gpm	949
residual psi	48
Calculated gpm at 20 psi	1167



Location	
30.449075-97.941128	
model B84B	
Static psi	110
Pitot PSI	34
Gage gpm	970
Calculated gpm	978
residual psi	46
Calculated gpm at 20 psi	1176

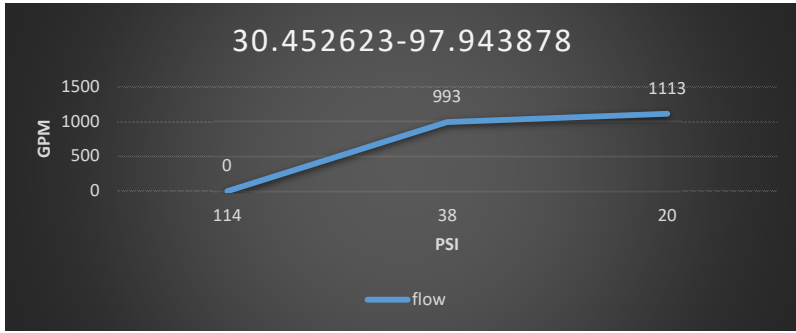


Location	
30.449006-97.942367	
model B84B	
Static psi	134
Pitot PSI	38
Gage gpm	1050
Calculated gpm	1034
residual psi	38
Calculated gpm at 20 psi	1135

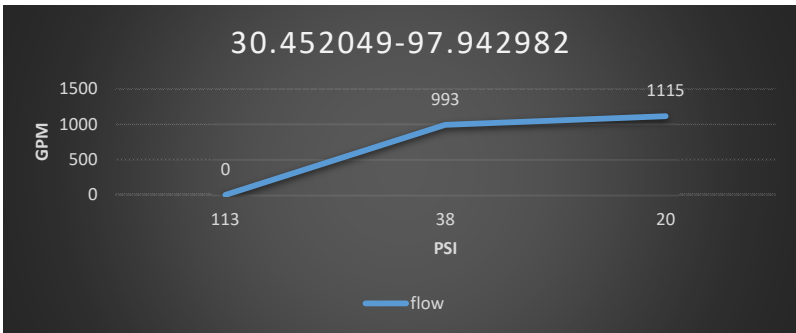


12Hydrants **AVG Tested Flow 1112.22 gpm** **AVG Calculated Flow @ 20PSI 1307.12 gpm**

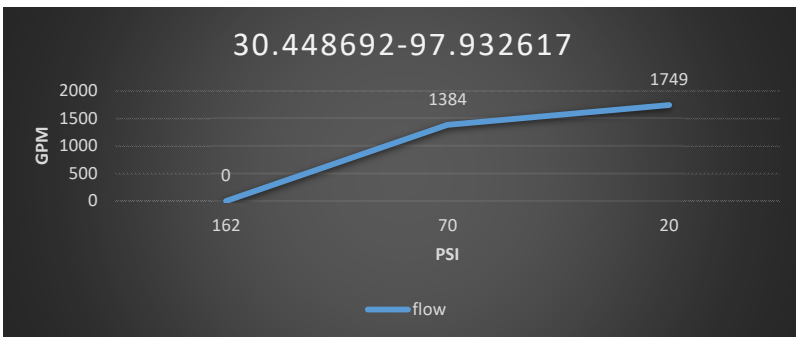
Location	
30.452623-97.943878	
model AD B84B	
Static psi	114
Pitot psi	35
Gage gpm	1000
Calculated gpm	993
residual psi	38
Calculated gpm at 20 psi	1113



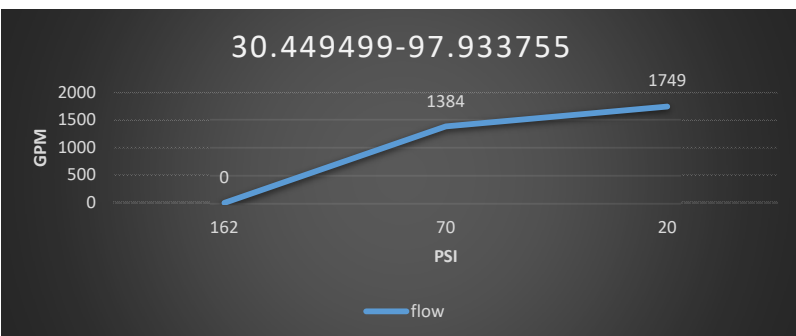
Location	
30.452049-97.942982	
model B84B	
Static psi	113
Pitot PSI	35
Gage gpm	1000
Calculated gpm	993
residual psi	38
Calculated gpm at 20 psi	1115



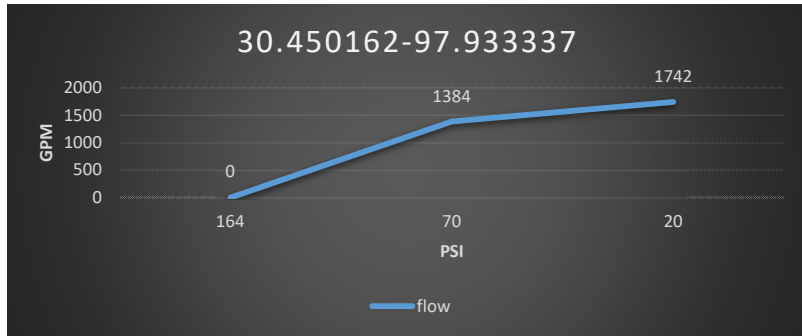
Location	
30.448692-97.932617	
model B84B	
Static psi	162
Pitot PSI	68
Gage gpm	1350
Calculated gpm	1384
residual psi	70
Calculated gpm at 20 psi	1749



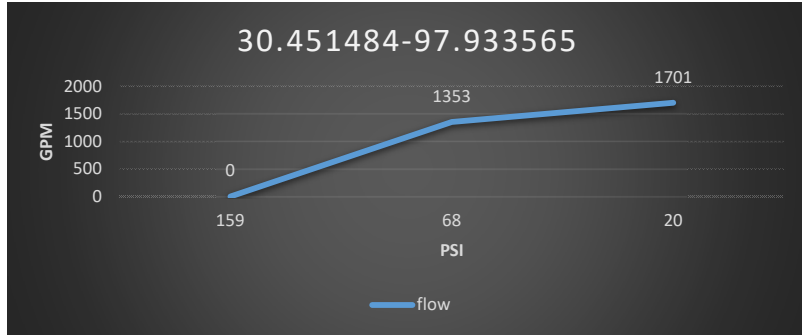
Location	
30.449499-97.933755	
model B84B	
Static psi	162
Pitot PSI	68
Gage gpm	1375
Calculated gpm	1384
residual psi	70
Calculated gpm at 20 psi	1749



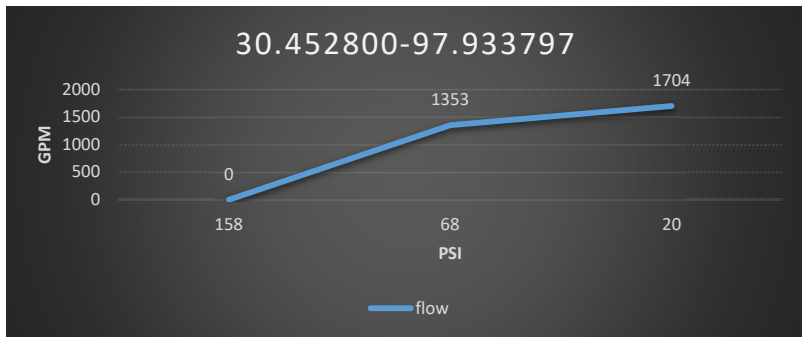
Location	
30.450162-97.933337	
model B84B	
Static psi	164
Pitot PSI	68
Gage gpm	1375
Calculated gpm	1384
residual psi	70
Calculated gpm at 20 psi	1742



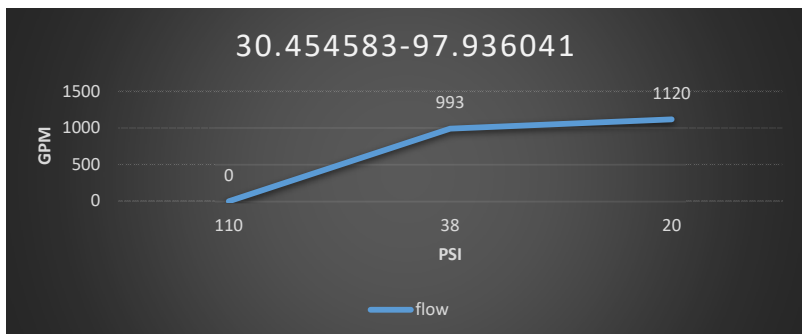
Location	
30.451484-97.933565	
model B84B	
Static psi	159
Pitot PSI	65
Gage gpm	1350
Calculated gpm	1353
residual psi	68
Calculated gpm at 20 psi	1701



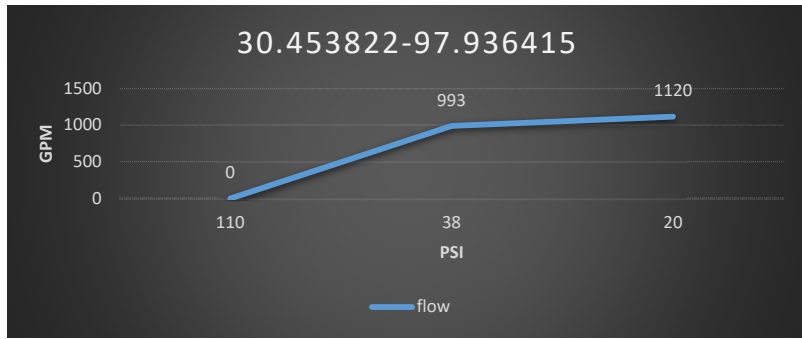
Location	
30.452800-97.933797	
model B84B	
Static psi	158
Pitot PSI	65
Gage gpm	1350
Calculated gpm	1353
residual psi	68
Calculated gpm at 20 psi	1704



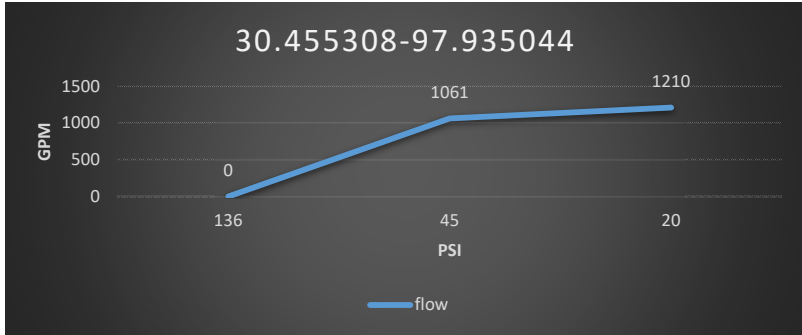
Location	
30.454583-97.936041	
model B84B	
Static psi	110
Pitot PSI	35
Gage gpm	1000
Calculated gpm	993
residual psi	38
Calculated gpm at 20 psi	1120



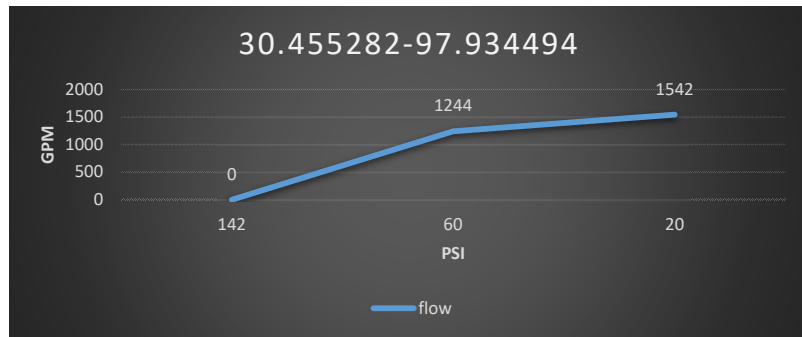
Location	
30.453822-97.936415	
model B84B	
Static psi	110
Pitot PSI	35
Gage gpm	1000
Calculated gpm	993
residual psi	38
Calculated gpm at 20 psi	1120



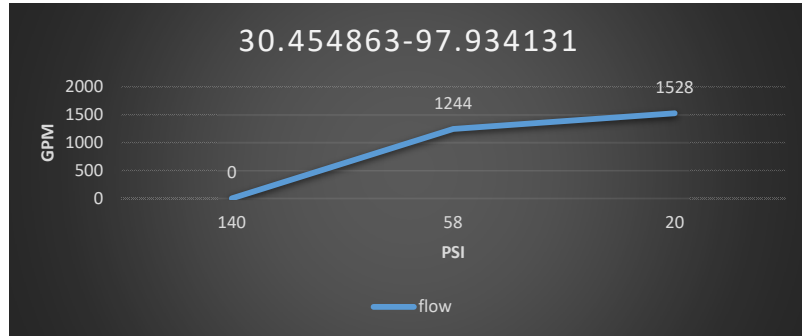
Location	
30.455308-97.935044	
model B84B	
Static psi	136
Pitot PSI	40
Gage gpm	1060
Calculated gpm	1061
residual psi	45
Calculated gpm at 20 psi	1210



Location	
30.455282-97.934494	
model B84B	
Static psi	142
Pitot PSI	55
Gage gpm	1250
Calculated gpm	1244
residual psi	60
Calculated gpm at 20 psi	1542

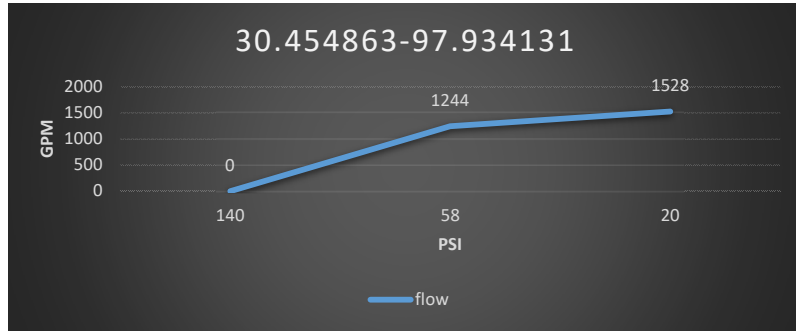


Location	
30.454863-97.934131	
model B84B	
Static psi	140
Pitot PSI	55
Gage gpm	1250
Calculated gpm	1244
residual psi	58
Calculated gpm at 20 psi	1528

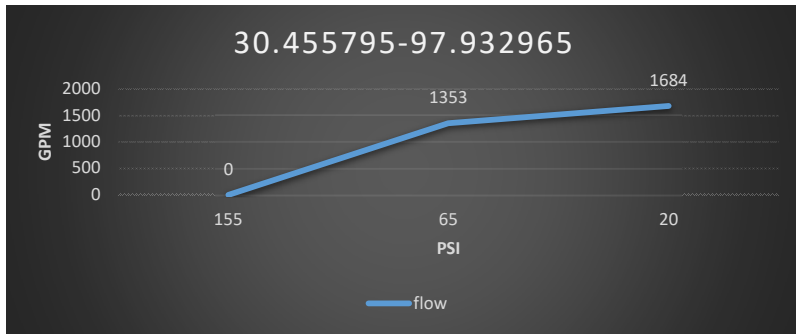


12Hydrants **AVG Tested Flow** 1198.11 gpm **AVG Calculated Flow @ 20PSI** 1449.44 gpm

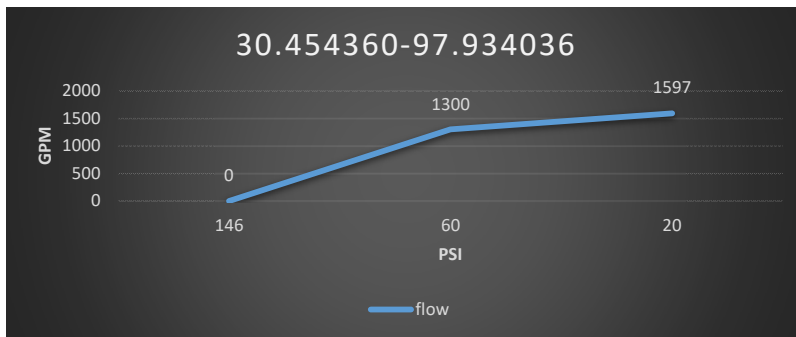
Location	
30.454863-97.934131	
model AD B84B	
Static psi	140
Pitot psi	55
Gage gpm	1250
Calculated gpm	1244
residual psi	58
Calculated gpm at 20 psi	1528



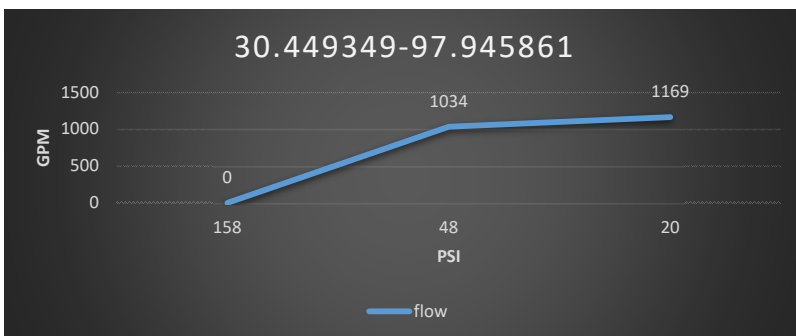
Location	
30.455795-97.932965	
model B84B	
Static psi	155
Pitot PSI	65
Gage gpm	1350
Calculated gpm	1353
residual psi	65
Calculated gpm at 20 psi	1684



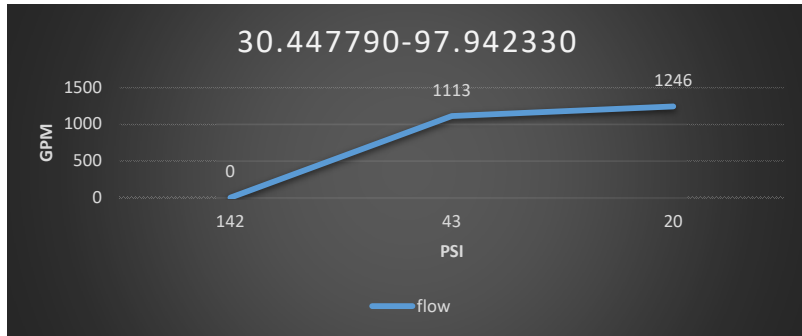
Location	
30.454360-97.934036	
model B84B	
Static psi	146
Pitot PSI	60
Gage gpm	1300
Calculated gpm	1300
residual psi	60
Calculated gpm at 20 psi	1597



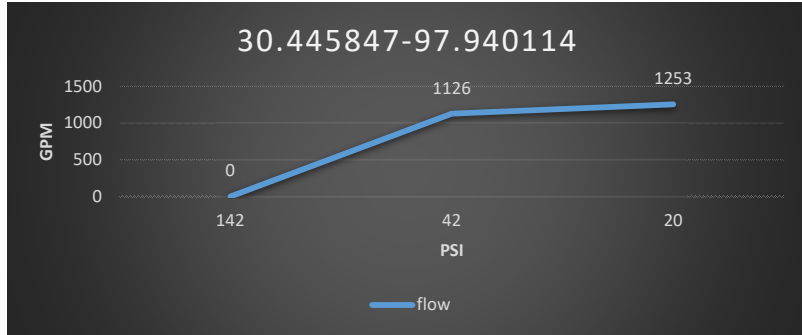
Location	
30.449349-97.945861	
model B84B	
Static psi	158
Pitot PSI	38
Gage gpm	1060
Calculated gpm	1034
residual psi	48
Calculated gpm at 20 psi	1169



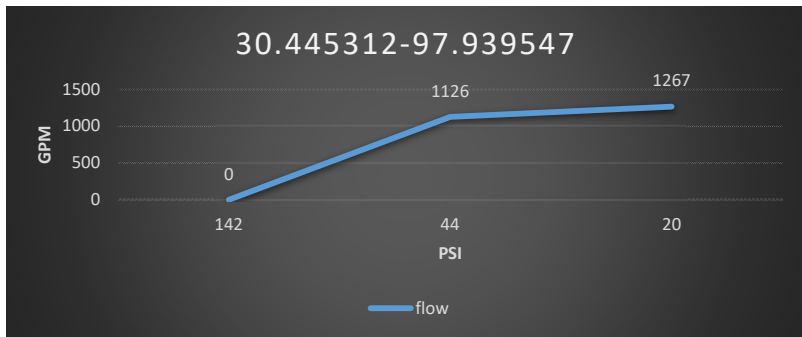
Location	
30.447790-97.942330	
model B84B	
Static psi	142
Pitot PSI	44
Gage gpm	1130
Calculated gpm	1113
residual psi	43
Calculated gpm at 20 psi	1246



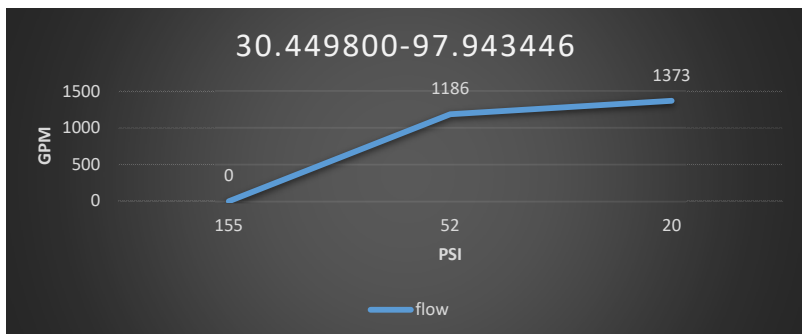
Location	
30.445847-97.940114	
model B84B	
Static psi	142
Pitot PSI	45
Gage gpm	1130
Calculated gpm	1126
residual psi	42
Calculated gpm at 20 psi	1253



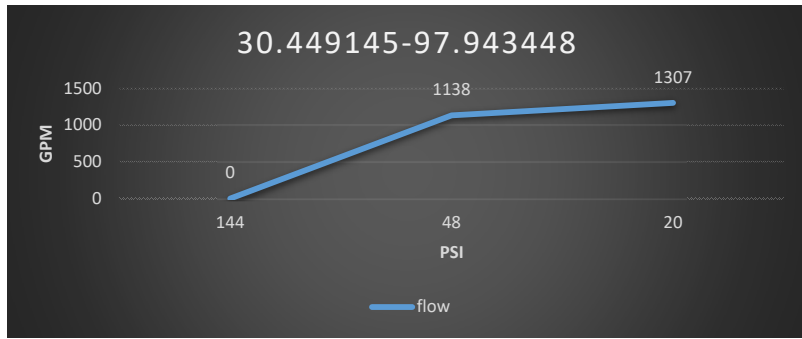
Location	
30.445312-97.939547	
model B84B	
Static psi	142
Pitot PSI	45
Gage gpm	1130
Calculated gpm	1126
residual psi	44
Calculated gpm at 20 psi	1267



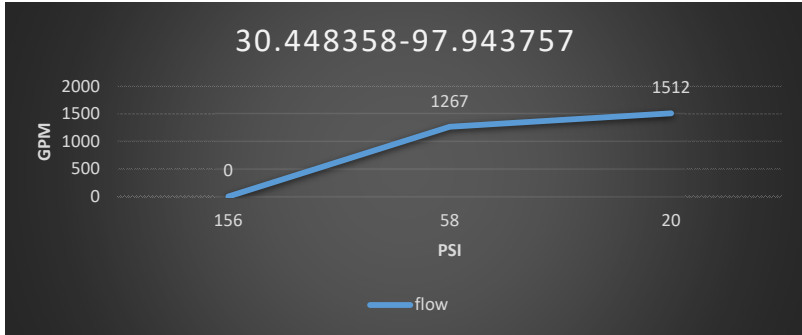
Location	
30.449800-97.943446	
model B84B	
Static psi	155
Pitot PSI	50
Gage gpm	1190
Calculated gpm	1186
residual psi	52
Calculated gpm at 20 psi	1373



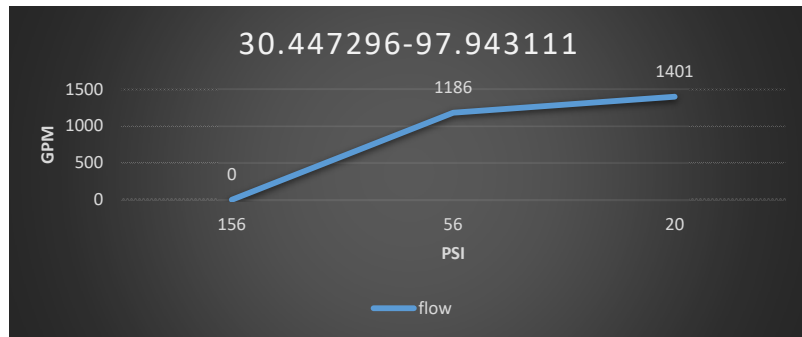
Location	
30.449145-97.943448	
model B84B	
Static psi	144
Pitot PSI	46
Gage gpm	1100
Calculated gpm	1138
residual psi	48
Calculated gpm at 20 psi	1307



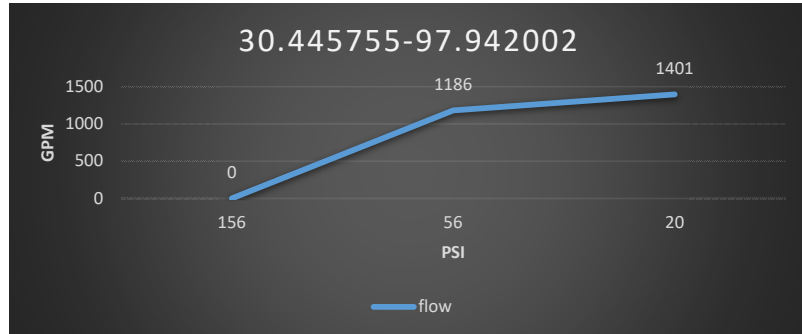
Location	
30.448358-97.943757	
model B84B	
Static psi	156
Pitot PSI	57
Gage gpm	1190
Calculated gpm	1267
residual psi	58
Calculated gpm at 20 psi	1512



Location	
30.447296-97.943111	
model B84B	
Static psi	156
Pitot PSI	50
Gage gpm	1190
Calculated gpm	1186
residual psi	56
Calculated gpm at 20 psi	1401

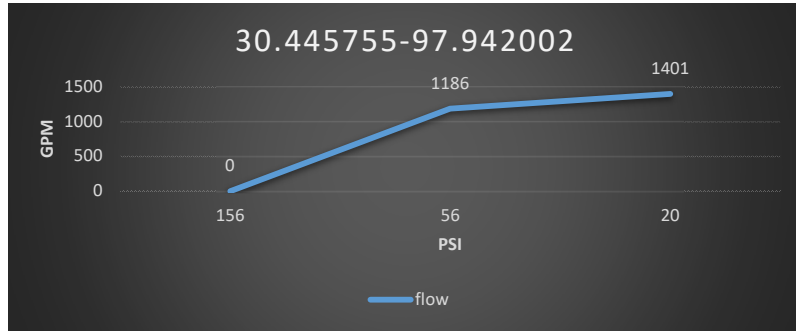


Location	
30.445755-97.942002	
model B84B	
Static psi	156
Pitot PSI	50
Gage gpm	1190
Calculated gpm	1186
residual psi	56
Calculated gpm at 20 psi	1401

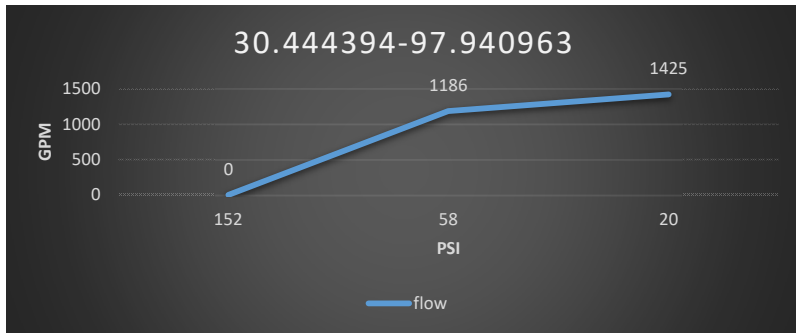


12Hydrants **AVG Tested Flow 1188.31 gpm** **AVG Calculated Flow @ 20PSI 1394.87 gpm**

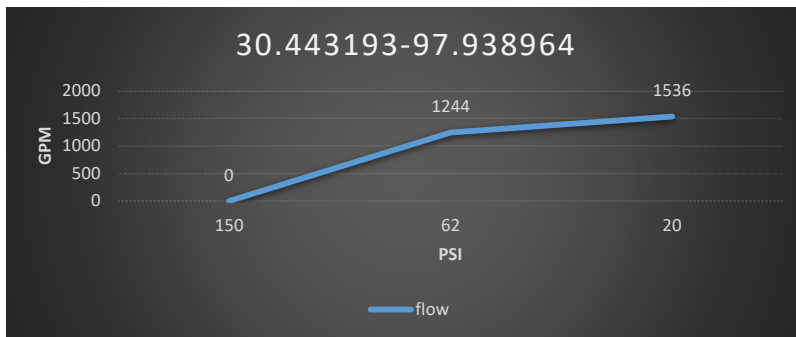
Location	
30.445755-97.942002	
model AD B84B	
Static psi	156
Pitot psi	50
Gage gpm	1190
Calculated gpm	1186
residual psi	56
Calculated gpm at 20 psi	1401



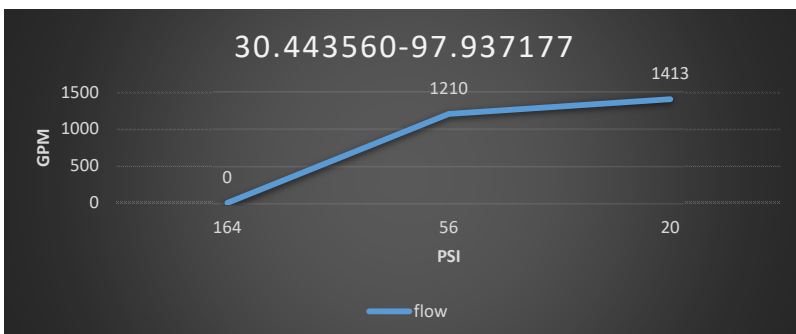
Location	
30.444394-97.940963	
model B84B	
Static psi	152
Pitot PSI	50
Gage gpm	1190
Calculated gpm	1186
residual psi	58
Calculated gpm at 20 psi	1425



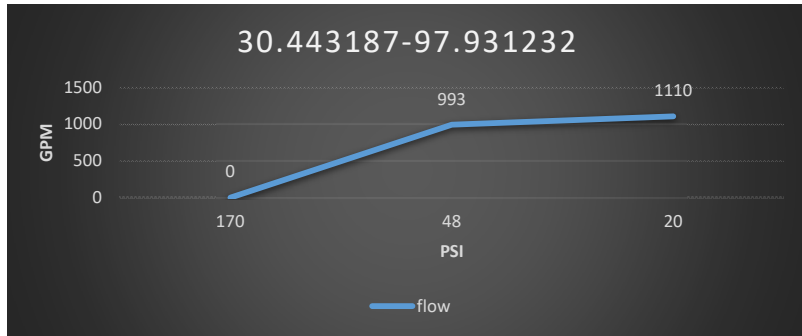
Location	
30.443193-97.938964	
model B84B	
Static psi	150
Pitot PSI	55
Gage gpm	1190
Calculated gpm	1244
residual psi	62
Calculated gpm at 20 psi	1536



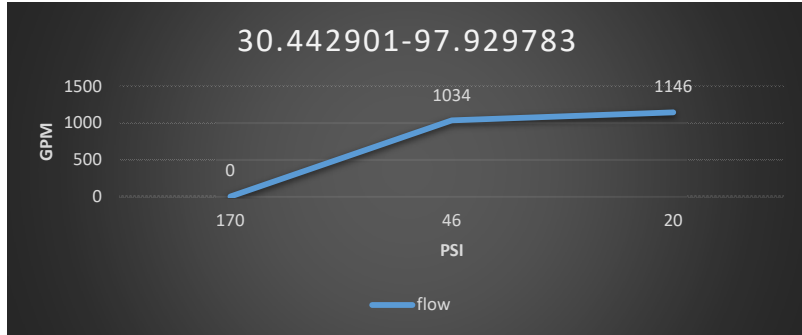
Location	
30.443560-97.937177	
model B84B	
Static psi	164
Pitot PSI	52
Gage gpm	1190
Calculated gpm	1210
residual psi	56
Calculated gpm at 20 psi	1413



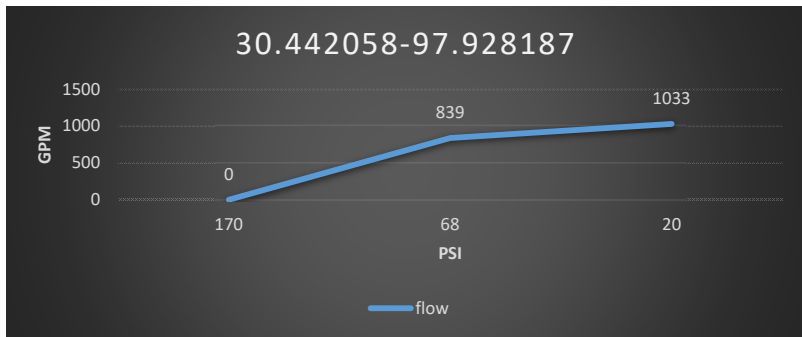
Location	
30.443187-97.931232	
model B84B	
Static psi	170
Pitot PSI	35
Gage gpm	1000
Calculated gpm	993
residual psi	48
Calculated gpm at 20 psi	1110



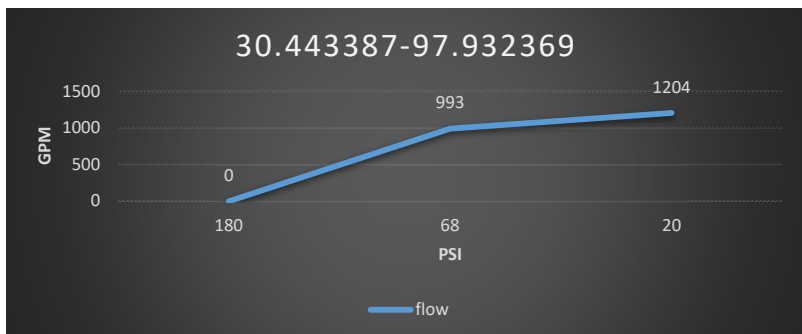
Location	
30.442901-97.929783	
model B84B	
Static psi	170
Pitot PSI	38
Gage gpm	950
Calculated gpm	1034
residual psi	46
Calculated gpm at 20 psi	1146



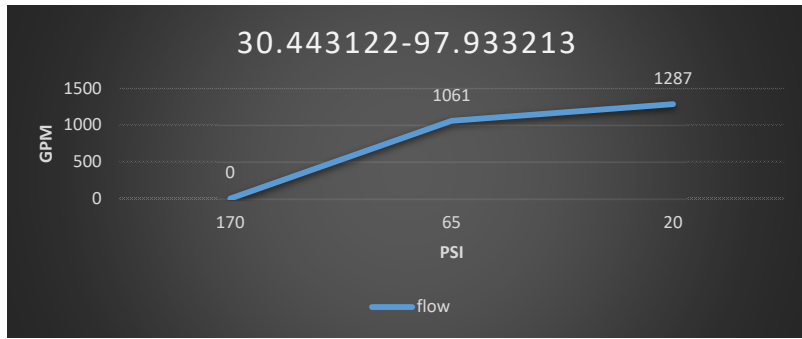
Location	
30.442058-97.928187	
model B84B	
Static psi	170
Pitot PSI	25
Gage gpm	840
Calculated gpm	839
residual psi	68
Calculated gpm at 20 psi	1033



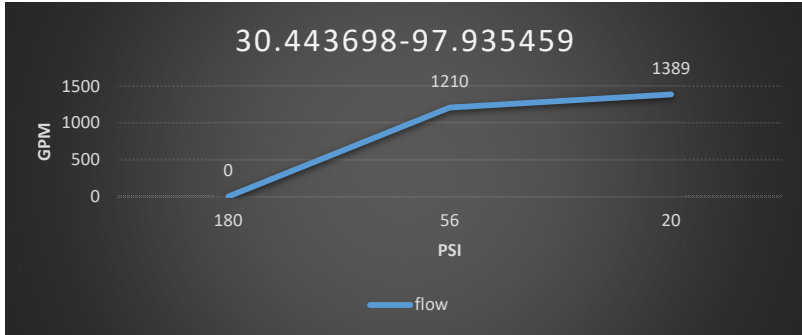
Location	
30.443387-97.932369	
model B84B	
Static psi	180
Pitot PSI	35
Gage gpm	1000
Calculated gpm	993
residual psi	68
Calculated gpm at 20 psi	1204



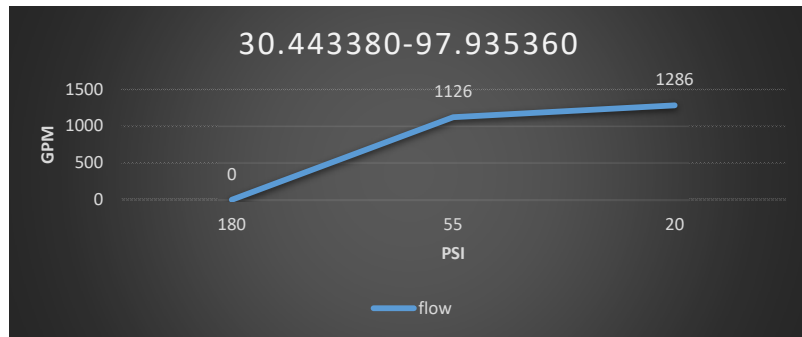
Location	
30.443122-97.933213	
model B84B	
Static psi	170
Pitot PSI	40
Gage gpm	1060
Calculated gpm	1061
residual psi	65
Calculated gpm at 20 psi	1287



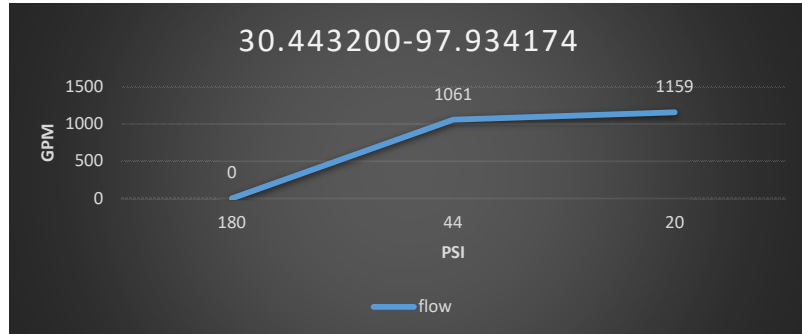
Location	
30.443698-97.935459	
model B84B	
Static psi	180
Pitot PSI	52
Gage gpm	1190
Calculated gpm	1210
residual psi	56
Calculated gpm at 20 psi	1389



Location	
30.443380-97.935360	
model B84B	
Static psi	180
Pitot PSI	45
Gage gpm	1150
Calculated gpm	1126
residual psi	55
Calculated gpm at 20 psi	1286

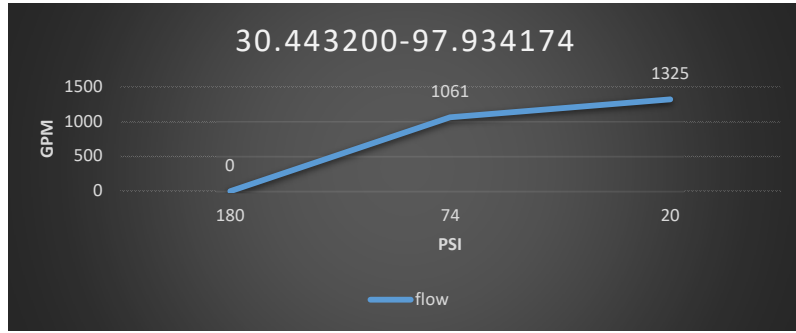


Location	
30.443200-97.934174	
model B84B	
Static psi	180
Pitot PSI	40
Gage gpm	1060
Calculated gpm	1061
residual psi	44
Calculated gpm at 20 psi	1159

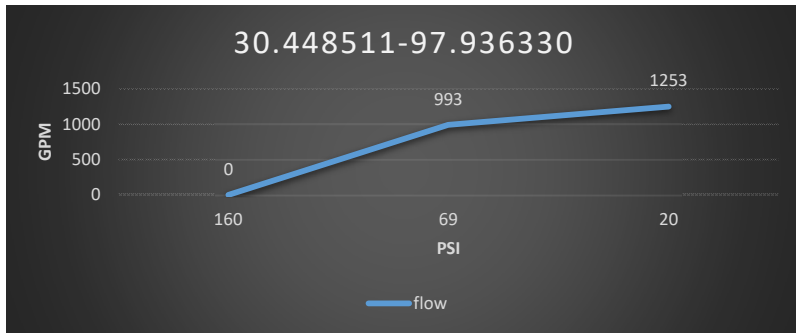


12Hydrants **AVG Tested Flow** 1095.34 gpm **AVG Calculated Flow @ 20PSI** 1282.36 gpm

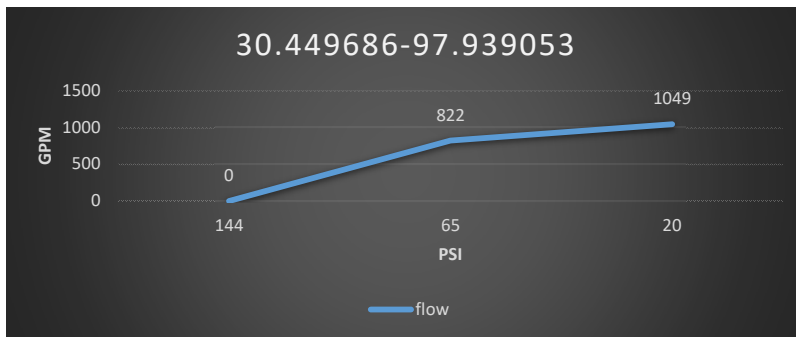
Location	
30.443200-97.934174	
model AD B84B	
Static psi	180
Pitot psi	40
Gage gpm	1060
Calculated gpm	1061
residual psi	74
Calculated gpm at 20 psi	1325



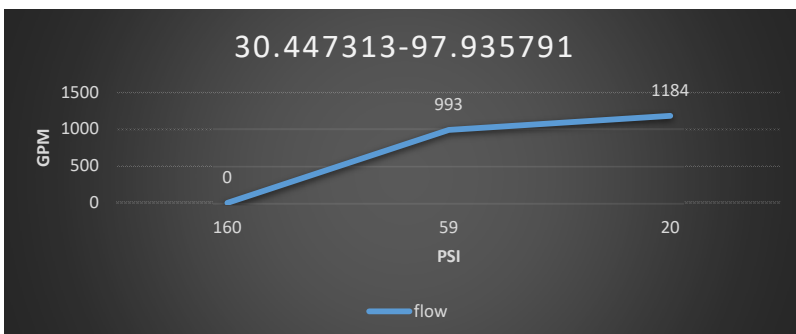
Location	
30.448511-97.936330	
model B84B	
Static psi	160
Pitot PSI	35
Gage gpm	1000
Calculated gpm	993
residual psi	69
Calculated gpm at 20 psi	1253



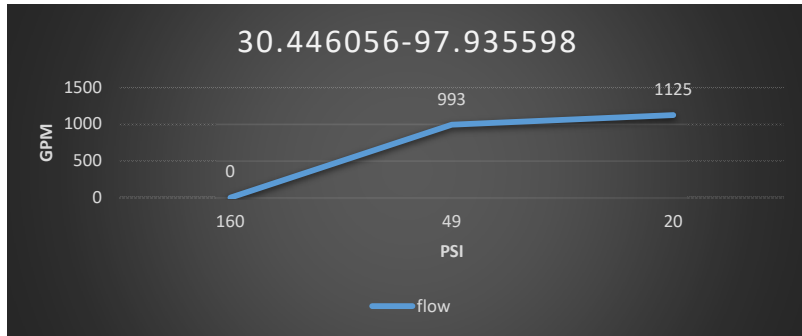
Location	
30.449686-97.939053	
model B84B	
Static psi	144
Pitot PSI	24
Gage gpm	800
Calculated gpm	822
residual psi	65
Calculated gpm at 20 psi	1049



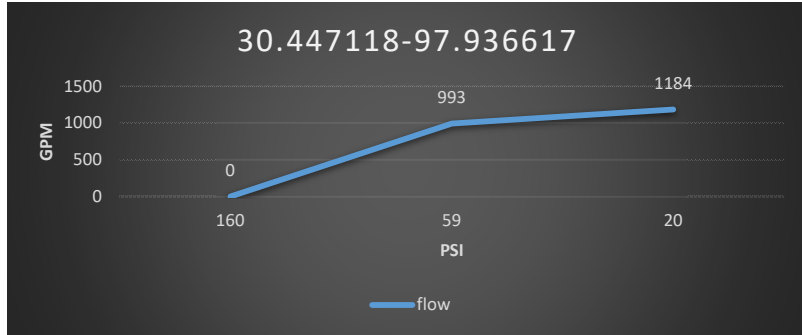
Location	
30.447313-97.935791	
model B84B	
Static psi	160
Pitot PSI	35
Gage gpm	1000
Calculated gpm	993
residual psi	59
Calculated gpm at 20 psi	1184



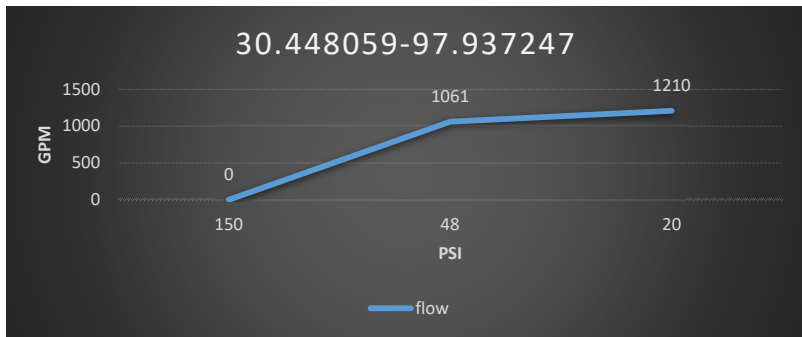
Location	
30.446056-97.935598	
model B84B	
Static psi	160
Pitot PSI	35
Gage gpm	1000
Calculated gpm	993
residual psi	49
Calculated gpm at 20 psi	1125



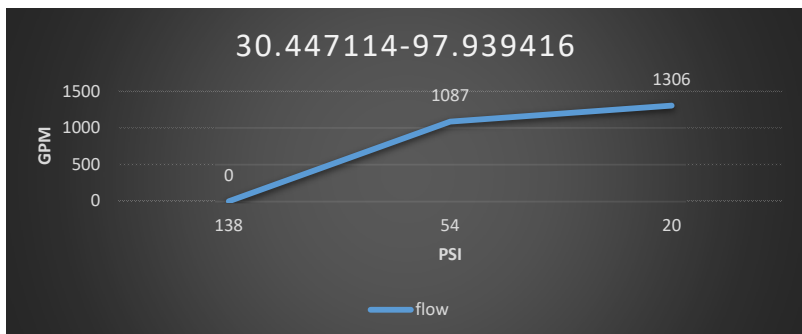
Location	
30.447118-97.936617	
model B84B	
Static psi	160
Pitot PSI	35
Gage gpm	1000
Calculated gpm	993
residual psi	59
Calculated gpm at 20 psi	1184



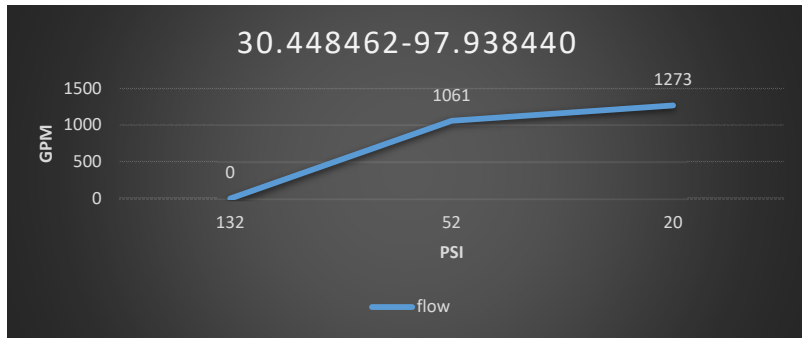
Location	
30.448059-97.937247	
model B84B	
Static psi	150
Pitot PSI	40
Gage gpm	1000
Calculated gpm	1061
residual psi	48
Calculated gpm at 20 psi	1210



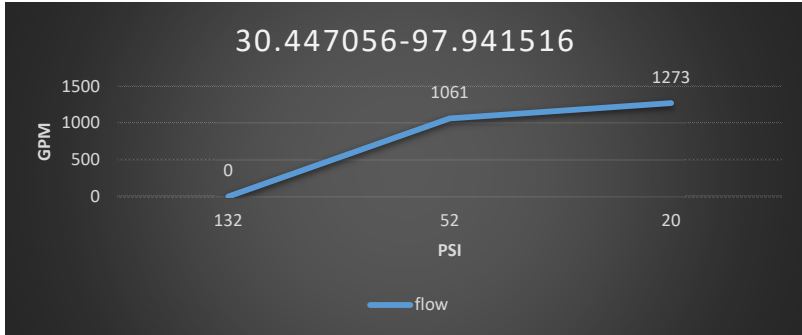
Location	
30.447114-97.939416	
model B84B	
Static psi	138
Pitot PSI	42
Gage gpm	1060
Calculated gpm	1087
residual psi	54
Calculated gpm at 20 psi	1306



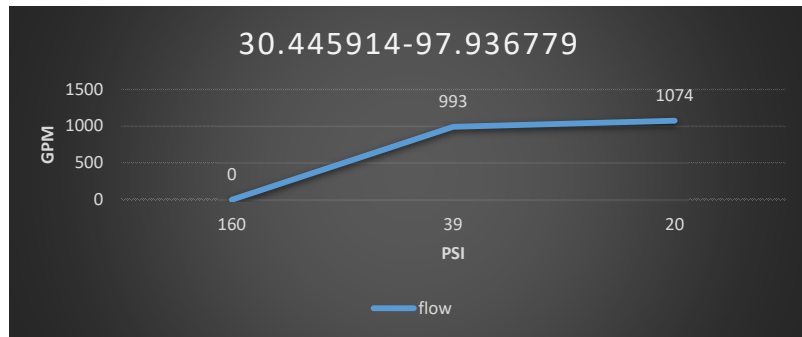
Location	
30.448462-97.938440	
model B84B	
Static psi	132
Pitot PSI	40
Gage gpm	1060
Calculated gpm	1061
residual psi	52
Calculated gpm at 20 psi	1273



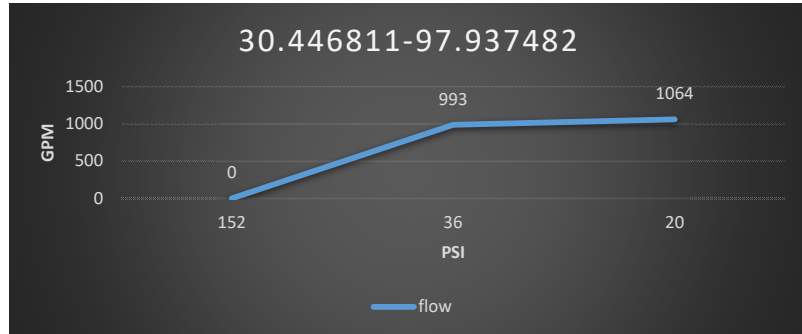
Location	
30.447056-97.941516	
model B84B	
Static psi	132
Pitot PSI	40
Gage gpm	1060
Calculated gpm	1061
residual psi	52
Calculated gpm at 20 psi	1273



Location	
30.445914-97.936779	
model B84B	
Static psi	160
Pitot PSI	35
Gage gpm	1000
Calculated gpm	993
residual psi	39
Calculated gpm at 20 psi	1074

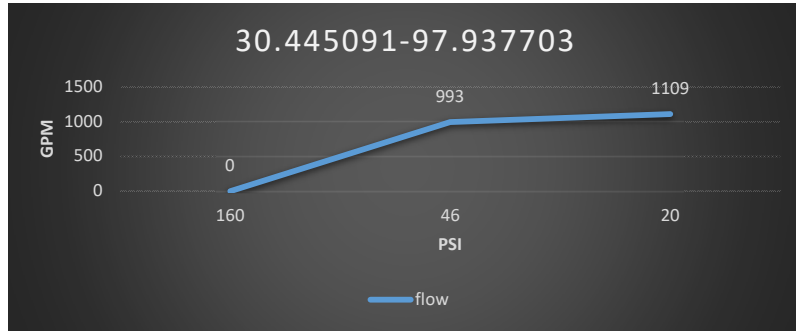


Location	
30.446811-97.937482	
model B84B	
Static psi	152
Pitot PSI	35
Gage gpm	1060
Calculated gpm	993
residual psi	36
Calculated gpm at 20 psi	1064

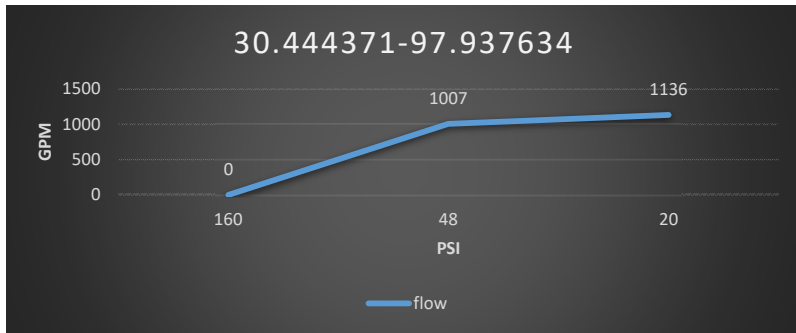


12Hydrants **AVG Tested Flow** 1009.20 gpm **AVG Calculated Flow @ 20PSI** 1193.35 gpm

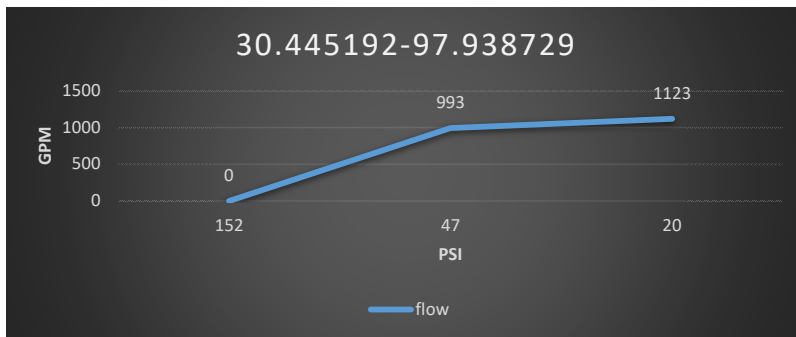
Location	
30.445091-97.937703	
model AD B84B	
Static psi	160
Pitot psi	35
Gage gpm	1000
Calculated gpm	993
residual psi	46
Calculated gpm at 20 psi	1109



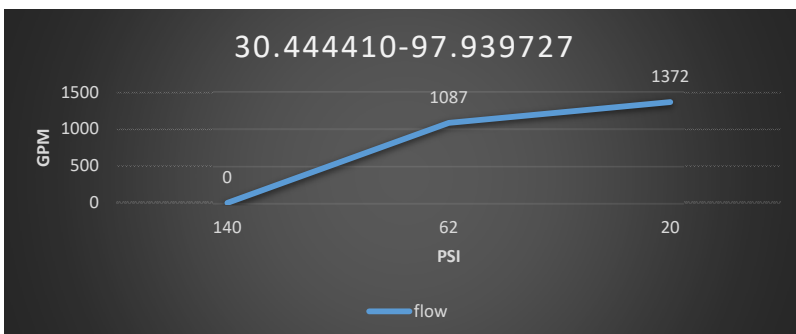
Location	
30.444371-97.937634	
model B84B	
Static psi	160
Pitot PSI	36
Gage gpm	1000
Calculated gpm	1007
residual psi	48
Calculated gpm at 20 psi	1136



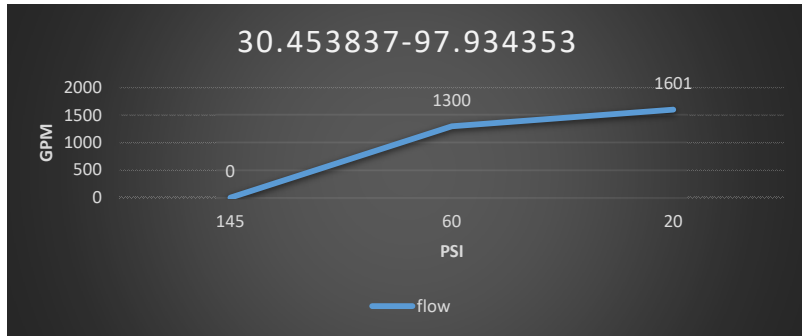
Location	
30.445192-97.938729	
model B84B	
Static psi	152
Pitot PSI	35
Gage gpm	1060
Calculated gpm	993
residual psi	47
Calculated gpm at 20 psi	1123



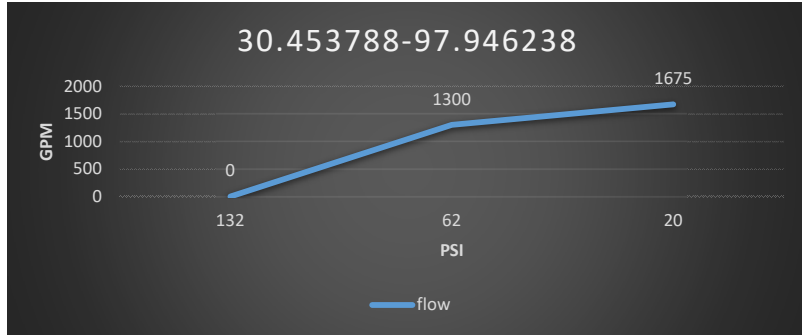
Location	
30.444410-97.939727	
model B84B	
Static psi	140
Pitot PSI	42
Gage gpm	1060
Calculated gpm	1087
residual psi	62
Calculated gpm at 20 psi	1372



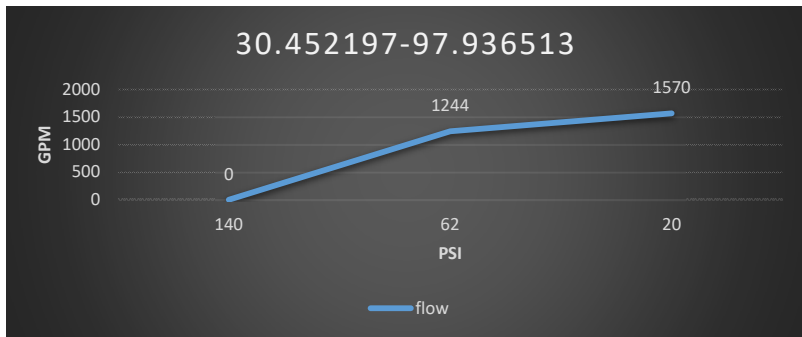
Location	
30.453837-97.934353	
model B84B	
Static psi	145
Pitot PSI	60
Gage gpm	1300
Calculated gpm	1300
residual psi	60
Calculated gpm at 20 psi	1601



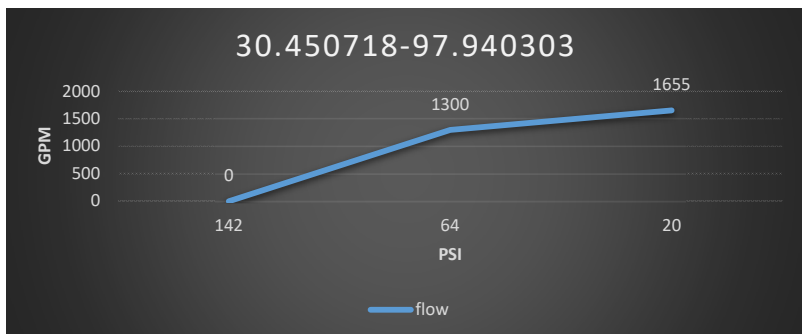
Location	
30.453788-97.946238	
model B84B	
Static psi	132
Pitot PSI	60
Gage gpm	1300
Calculated gpm	1300
residual psi	62
Calculated gpm at 20 psi	1675



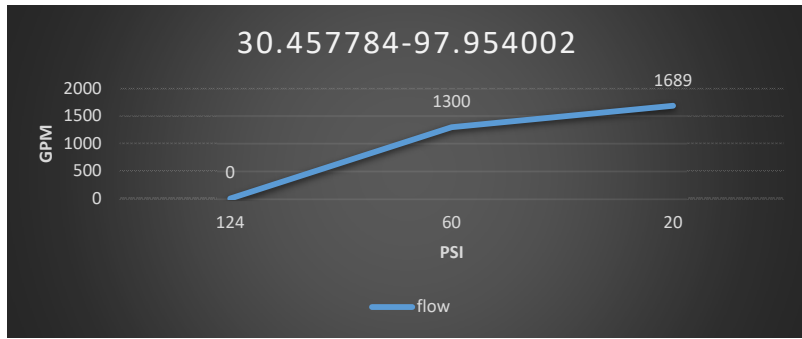
Location	
30.452197-97.936513	
model B84B	
Static psi	140
Pitot PSI	55
Gage gpm	1200
Calculated gpm	1244
residual psi	62
Calculated gpm at 20 psi	1570



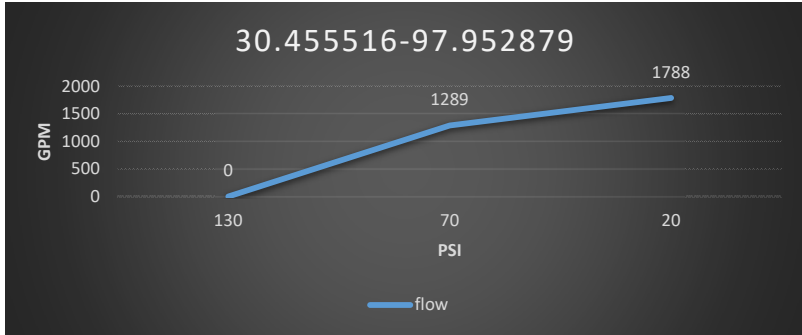
Location	
30.450718-97.940303	
model B84B	
Static psi	142
Pitot PSI	60
Gage gpm	1300
Calculated gpm	1300
residual psi	64
Calculated gpm at 20 psi	1655



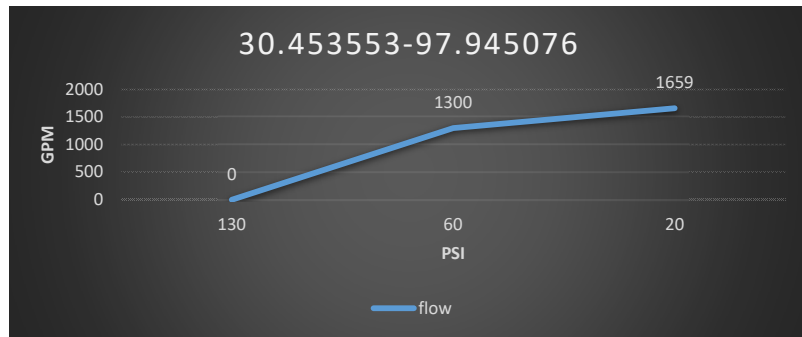
Location	
30.457784-97.954002	
model B84B	
Static psi	124
Pitot PSI	60
Gage gpm	1300
Calculated gpm	1300
residual psi	60
Calculated gpm at 20 psi	1689



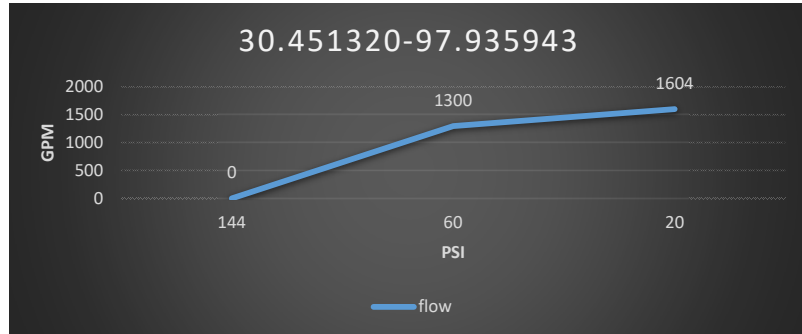
Location	
30.455516-97.952879	
model B84B	
Static psi	130
Pitot PSI	59
Gage gpm	1290
Calculated gpm	1289
residual psi	70
Calculated gpm at 20 psi	1788



Location	
30.453553-97.945076	
model B84B	
Static psi	130
Pitot PSI	60
Gage gpm	1300
Calculated gpm	1300
residual psi	60
Calculated gpm at 20 psi	1659

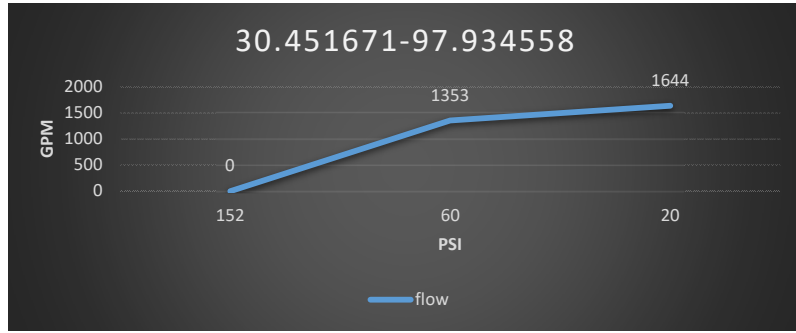


Location	
30.451320-97.935943	
model B84B	
Static psi	144
Pitot PSI	60
Gage gpm	1300
Calculated gpm	1300
residual psi	60
Calculated gpm at 20 psi	1604

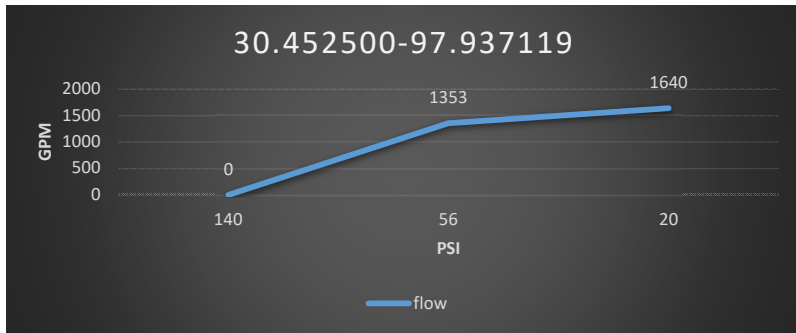


12Hydrants **AVG Tested Flow** 1200.93 gpm **AVG Calculated Flow @ 20PSI** 1498.46 gpm

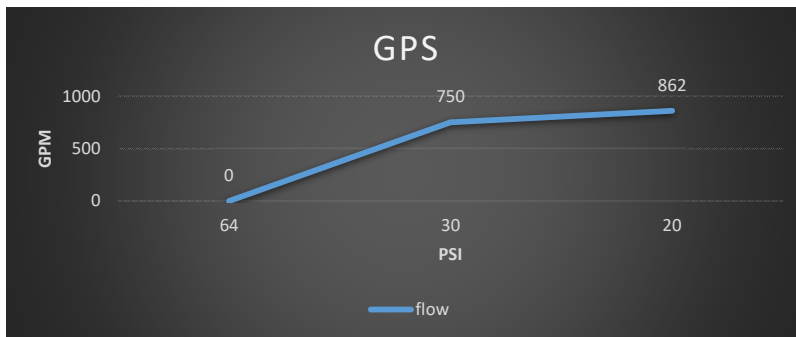
Location	
30.451671-97.934558	
model AD B84B	
Static psi	152
Pitot psi	65
Gage gpm	1350
Calculated gpm	1353
residual psi	60
Calculated gpm at 20 psi	1644



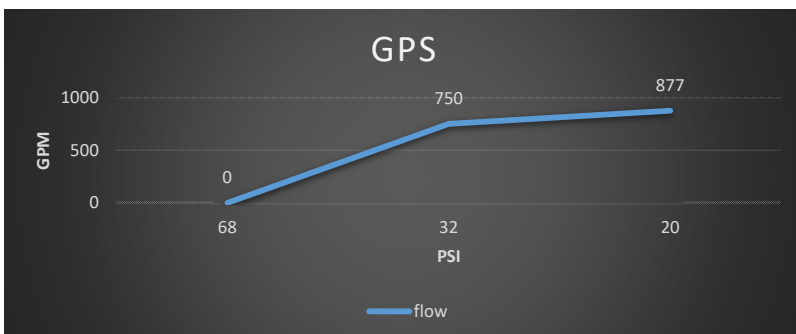
Location	
30.452500-97.937119	
model B84B	
Static psi	140
Pitot PSI	65
Gage gpm	1130
Calculated gpm	1353
residual psi	56
Calculated gpm at 20 psi	1640



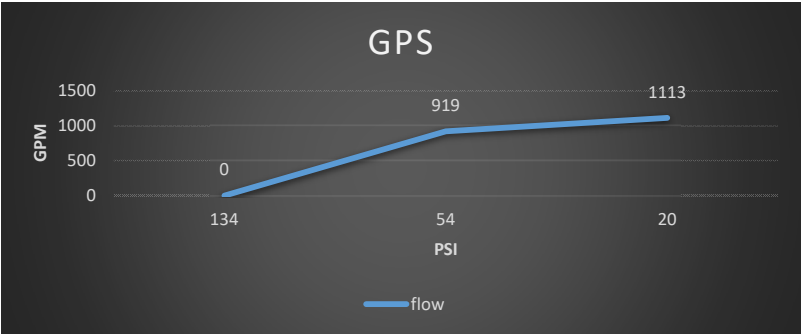
Location	
30.453465-97.942604	
model B84B	
Static psi	64
Pitot PSI	20
Gage gpm	750
Calculated gpm	750
residual psi	30
Calculated gpm at 20 psi	862



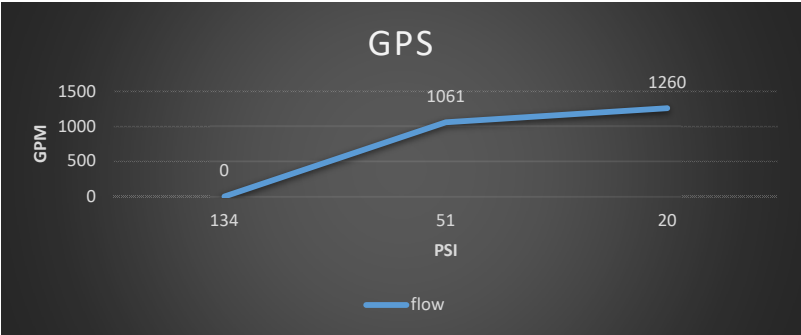
Location	
30.453086-97.942354	
model B84B	
Static psi	68
Pitot PSI	20
Gage gpm	750
Calculated gpm	750
residual psi	32
Calculated gpm at 20 psi	877



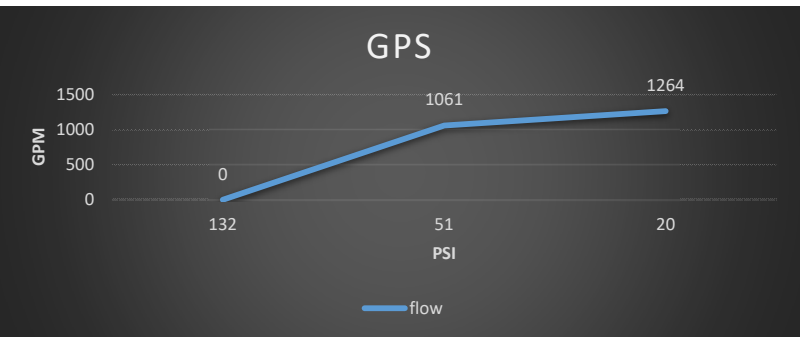
Location	
30.453400-97.935299	
model B84B	
Static psi	134
Pitot PSI	30
Gage gpm	920
Calculated gpm	919
residual psi	54
Calculated gpm at 20 psi	1113



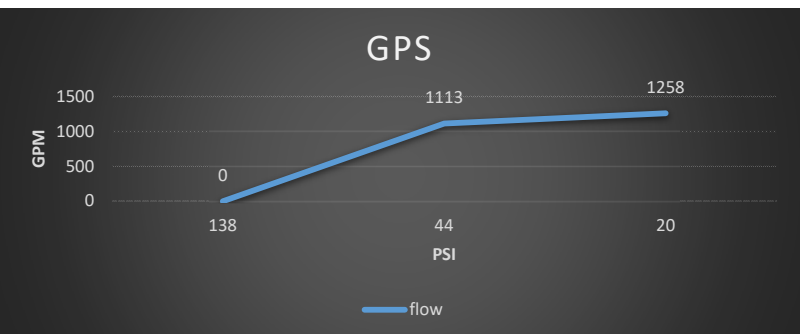
Location	
30.453242-97.937208	
model B84B	
Static psi	134
Pitot PSI	40
Gage gpm	1060
Calculated gpm	1061
residual psi	51
Calculated gpm at 20 psi	1260



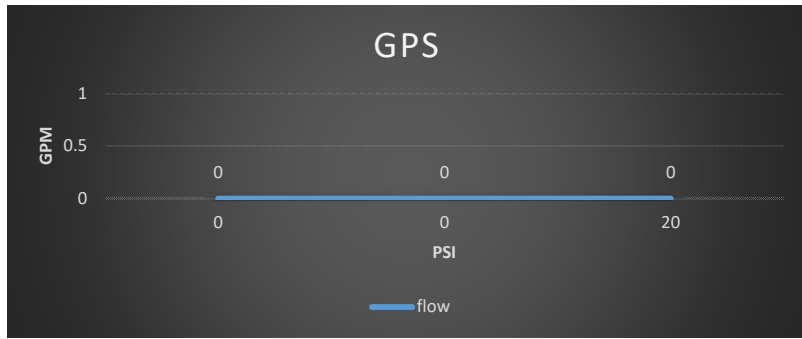
Location	
30.452874-97.936424	
model B84B	
Static psi	132
Pitot PSI	40
Gage gpm	1060
Calculated gpm	1061
residual psi	51
Calculated gpm at 20 psi	1264




Location	
30.453075-97.934984	
model B84B	
Static psi	138
Pitot PSI	44
Gage gpm	1130
Calculated gpm	1113
residual psi	44
Calculated gpm at 20 psi	1258



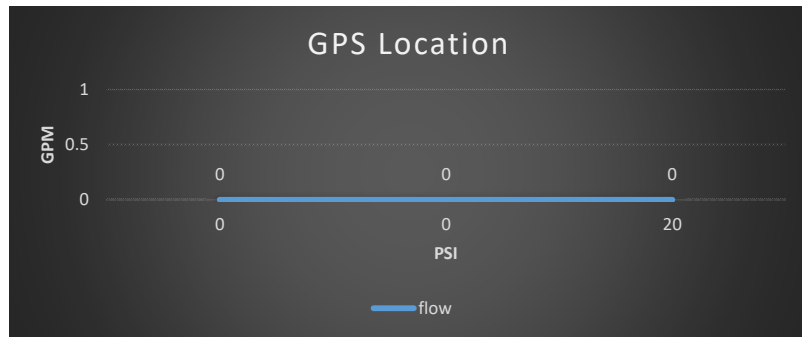
Location	
model B84B	
Static psi	
Pitot PSI	
Gage gpm	
Calculated gpm	0
residual psi	
Calculated gpm at 20 psi	#NUM!



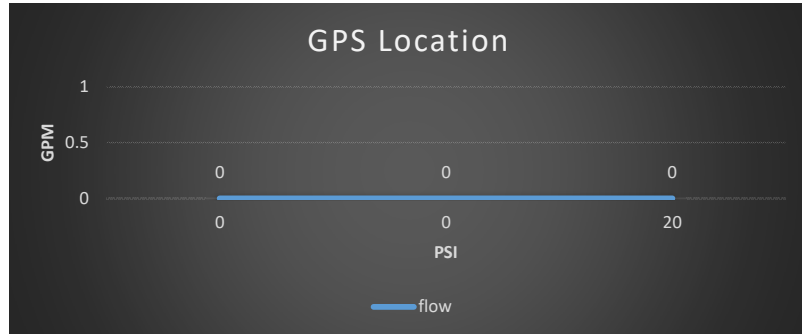
Location	
model B84B	
Static psi	
Pitot PSI	
Gage gpm	
Calculated gpm	0
residual psi	
Calculated gpm at 20 psi	#NUM!



Location	
model B84B	
Static psi	
Pitot PSI	
Gage gpm	
Calculated gpm	0
residual psi	
Calculated gpm at 20 psi	#NUM!

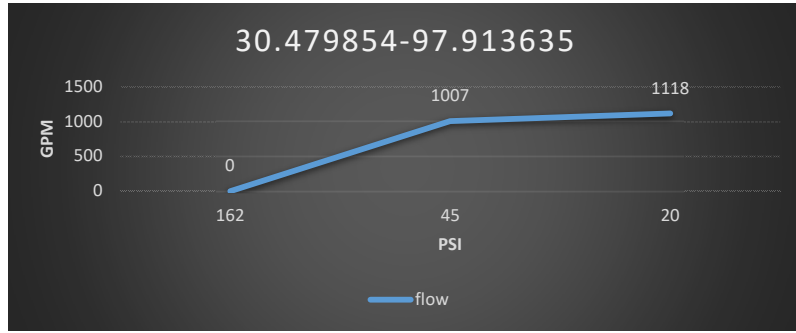


Location	
model B84B	
Static psi	0
Pitot PSI	0
Gage gpm	0
Calculated gpm	0
residual psi	0
Calculated gpm at 20 psi	#NUM!

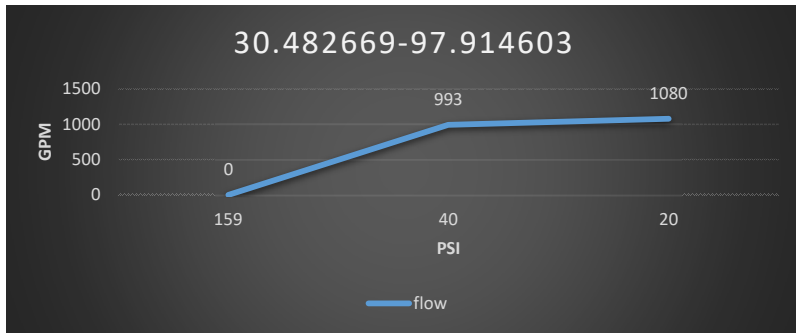


8Hydrants **AVG Tested Flow** 1045.11 gpm **AVG Calculated Flow @ 20PSI** 1239.76 gpm

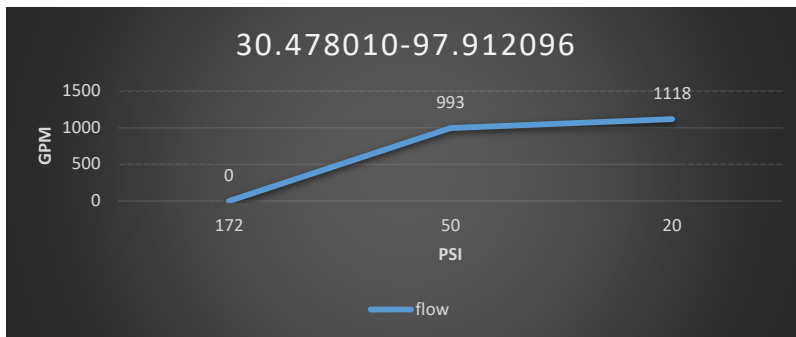
Location	
30.479854-97.913635	
model AD B84B	
Static psi	162
Pitot psi	36
Gage gpm	0
Calculated gpm	1007
residual psi	45
Calculated gpm at 20 psi	1118



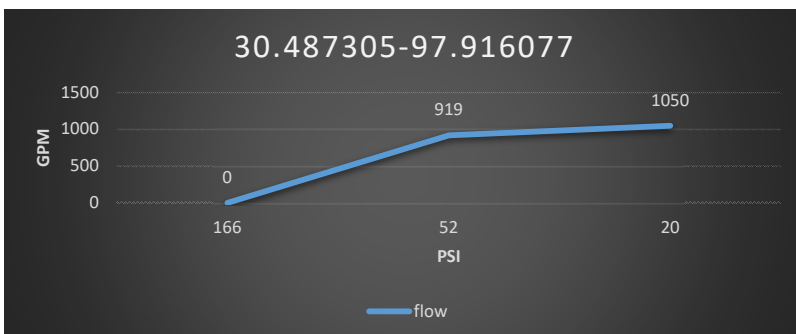
Location	
30.482669-97.914603	
model B84B	
Static psi	159
Pitot PSI	35
Gage gpm	990
Calculated gpm	993
residual psi	40
Calculated gpm at 20 psi	1080



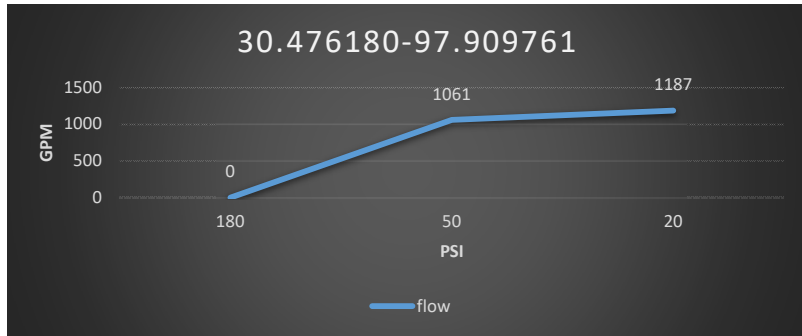
Location	
30.478010-97.912096	
model B84B	
Static psi	172
Pitot PSI	35
Gage gpm	1000
Calculated gpm	993
residual psi	50
Calculated gpm at 20 psi	1118



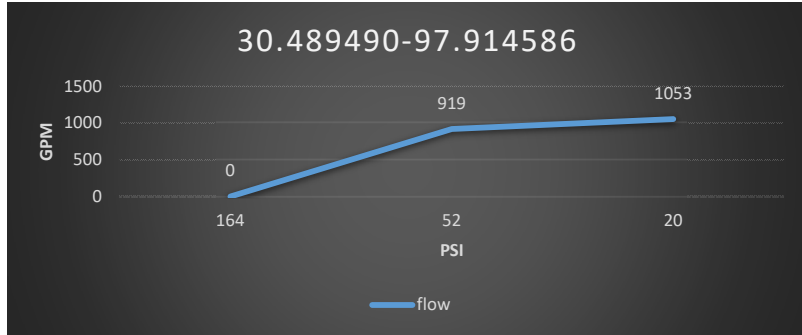
Location	
30.487305-97.916077	
model B84B	
Static psi	166
Pitot PSI	30
Gage gpm	920
Calculated gpm	919
residual psi	52
Calculated gpm at 20 psi	1050



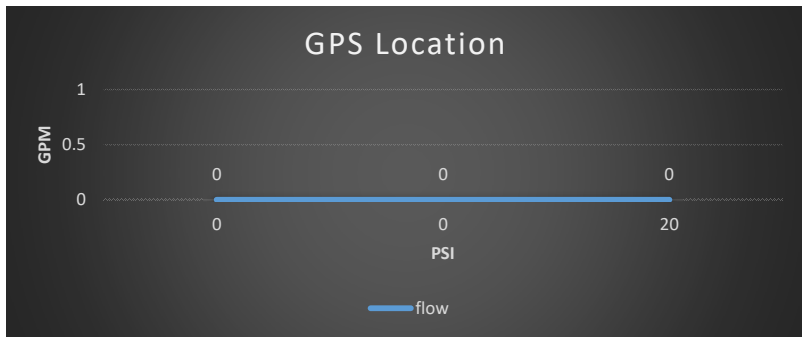
Location	
30.476180-97.909761	
model B84B	
Static psi	180
Pitot PSI	40
Gage gpm	1060
Calculated gpm	1061
residual psi	50
Calculated gpm at 20 psi	1187



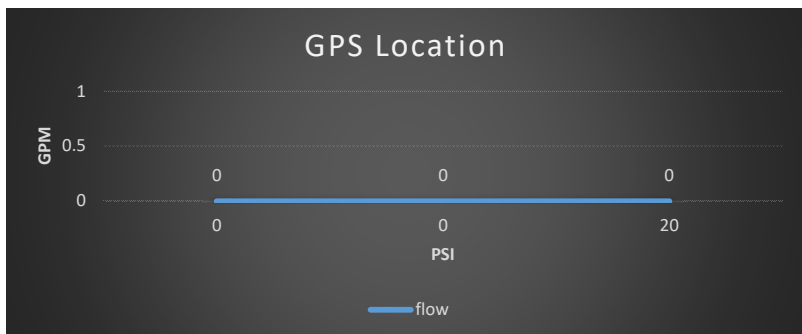
Location	
30.489490-97.914586	
model B84B	
Static psi	164
Pitot PSI	30
Gage gpm	920
Calculated gpm	919
residual psi	52
Calculated gpm at 20 psi	1053



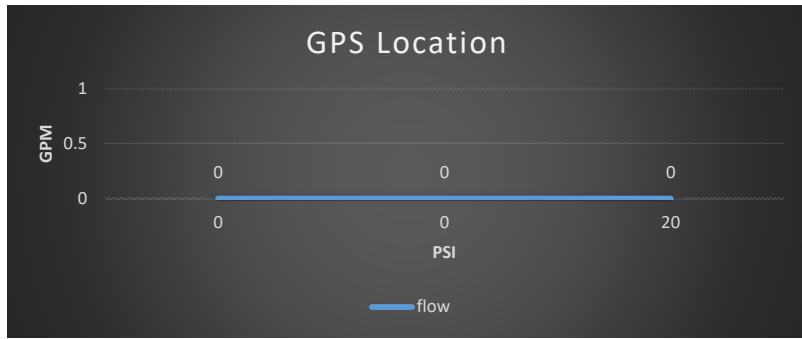
Location	
model B84B	
Static psi	0
Pitot PSI	0
Gage gpm	0
Calculated gpm	0
residual psi	0
Calculated gpm at 20 psi	#NUM!



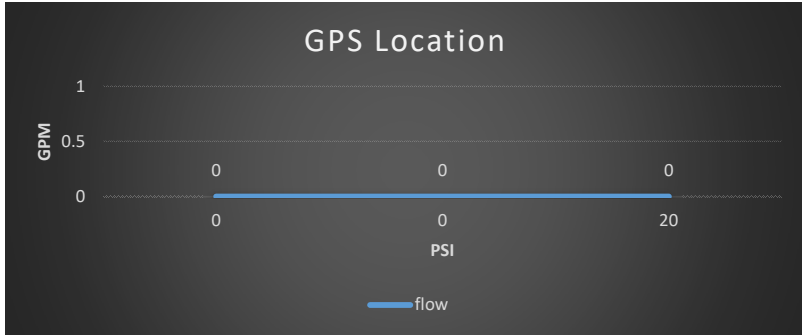
Location	
model B84B	
Static psi	0
Pitot PSI	0
Gage gpm	0
Calculated gpm	0
residual psi	0
Calculated gpm at 20 psi	#NUM!



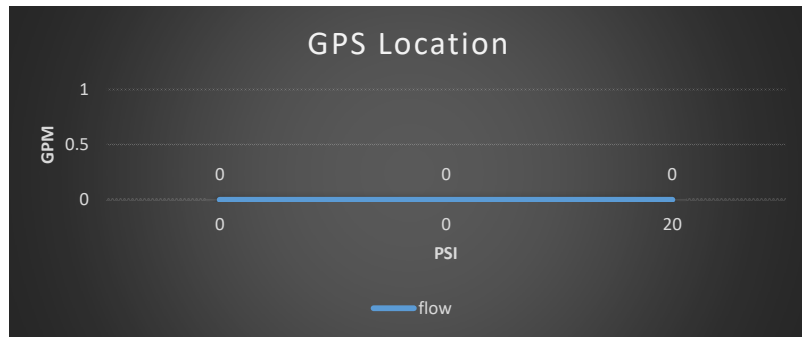
Location	
model B84B	
Static psi	0
Pitot PSI	0
Gage gpm	0
Calculated gpm	0
residual psi	0
Calculated gpm at 20 psi	#NUM!



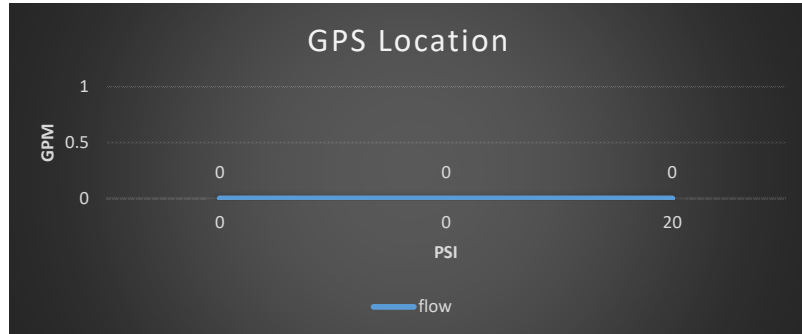
Location	
model B84B	
Static psi	0
Pitot PSI	0
Gage gpm	0
Calculated gpm	0
residual psi	0
Calculated gpm at 20 psi	#NUM!



Location	
model B84B	
Static psi	0
Pitot PSI	0
Gage gpm	0
Calculated gpm	0
residual psi	0
Calculated gpm at 20 psi	#NUM!

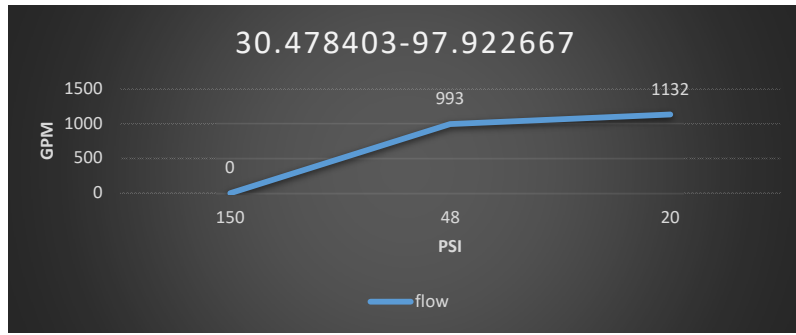


Location	
model B84B	
Static psi	0
Pitot PSI	0
Gage gpm	0
Calculated gpm	0
residual psi	0
Calculated gpm at 20 psi	#NUM!

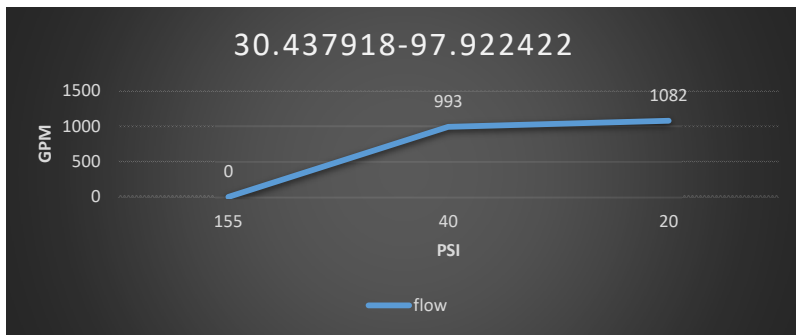


6 Hydrants **AVG Tested Flow** 981.91 gpm **AVG Calculated Flow @ 20PSI** 1100.88 gpm

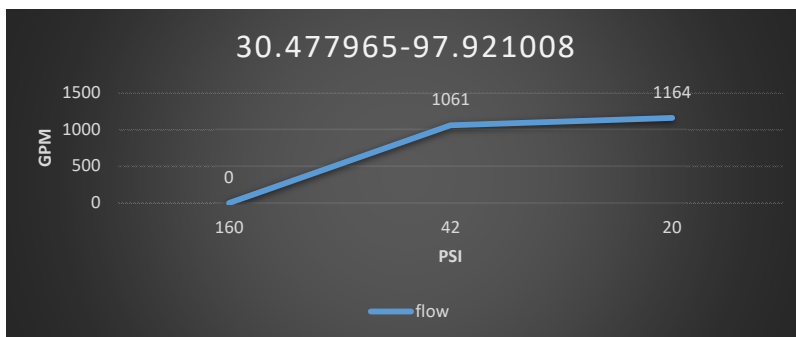
Location	
30.478403-97.922667	RPR/clearwater
Muller	
Static psi	150
Pitot psi	35
Gage gpm	1000
Calculated gpm	993
residual psi	48
Calculated gpm at 20 psi	1132



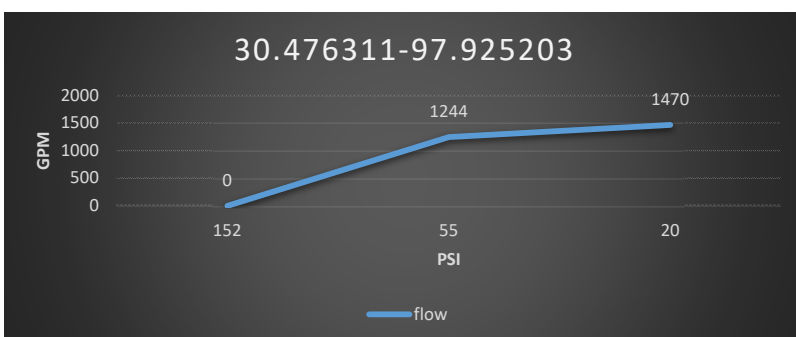
Location	
30.437918-97.922422	Crystal cove left
Muller	
Static psi	155
Pitot PSI	35
Gage gpm	1000
Calculated gpm	993
residual psi	40
Calculated gpm at 20 psi	1082



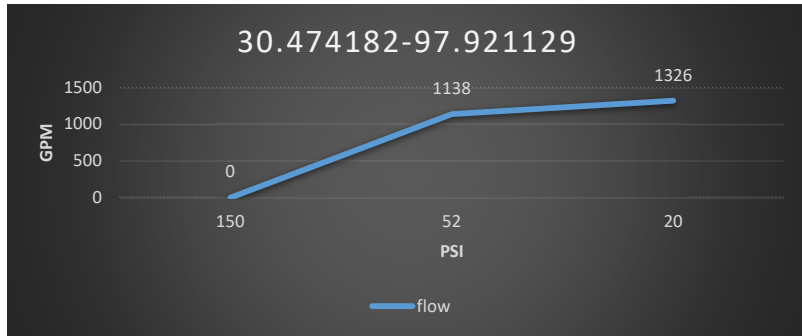
Location	
30.477965-97.921008	Crystal Cove Right
Muller	
Static psi	160
Pitot PSI	40
Gage gpm	1060
Calculated gpm	1061
residual psi	42
Calculated gpm at 20 psi	1164



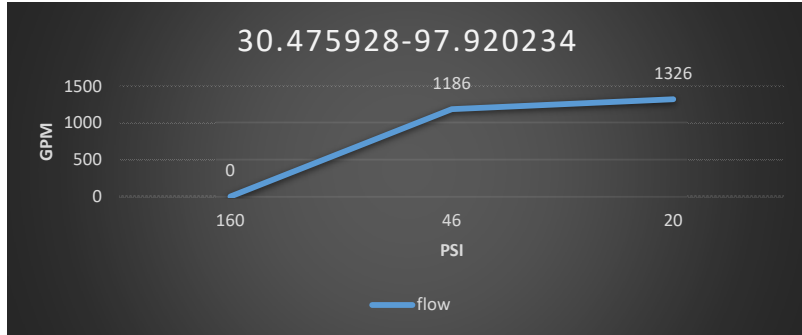
Location	
30.476311-97.925203	RPR Stone mt
Muller	
Static psi	152
Pitot PSI	55
Gage gpm	1190
Calculated gpm	1244
residual psi	55
Calculated gpm at 20 psi	1470



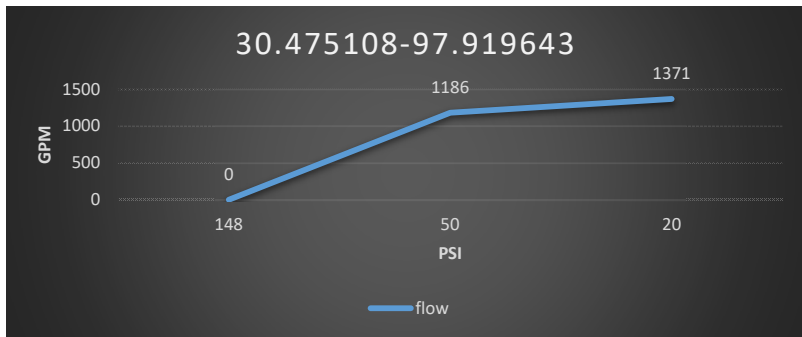
Location	
30.474182-97.921129	RPR 7516
Muller	
Static psi	150
Pitot PSI	46
Gage gpm	1150
Calculated gpm	1138
residual psi	52
Calculated gpm at 20 psi	1326



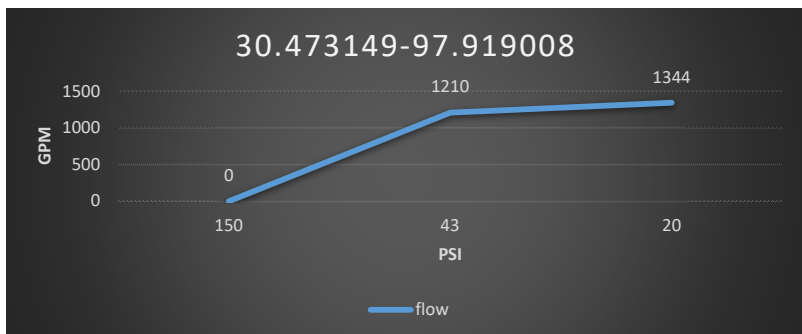
Location	
30.475928-97.920234	Harbor Dr
Muller	
Static psi	160
Pitot PSI	50
Gage gpm	1190
Calculated gpm	1186
residual psi	46
Calculated gpm at 20 psi	1326



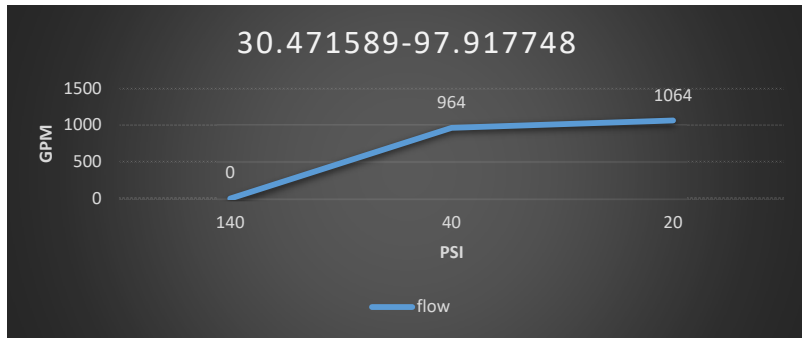
Location	
30.475108-97.919643	17533RPR
Muller	
Static psi	148
Pitot PSI	50
Gage gpm	1190
Calculated gpm	1186
residual psi	50
Calculated gpm at 20 psi	1371



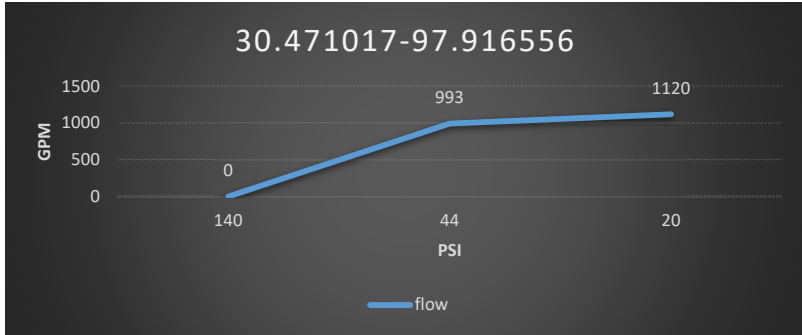
Location	
30.473149-97.919008	RPR NLH Dr
Muller	
Static psi	150
Pitot PSI	52
Gage gpm	1130
Calculated gpm	1210
residual psi	43
Calculated gpm at 20 psi	1344



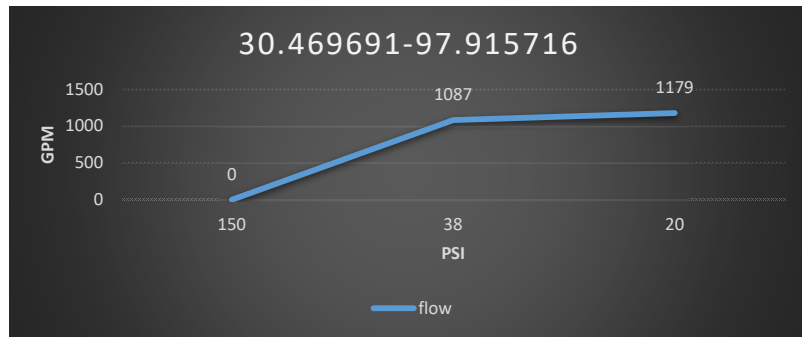
Location	
30.471589-97.917748	NLH Dr
Muller	
Static psi	140
Pitot PSI	33
Gage gpm	950
Calculated gpm	964
residual psi	40
Calculated gpm at 20 psi	1064



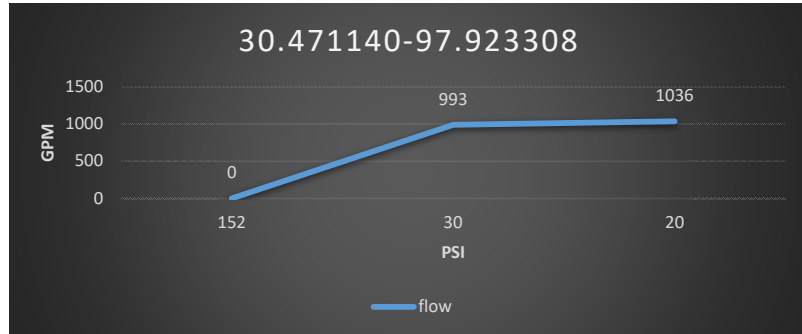
Location	
30.471017-97.916556	NLH Dr
model B84B	
Static psi	140
Pitot PSI	35
Gage gpm	1000
Calculated gpm	993
residual psi	44
Calculated gpm at 20 psi	1120



Location	
30.469691-97.915716	
model B84B	
Static psi	150
Pitot PSI	42
Gage gpm	1000
Calculated gpm	1087
residual psi	38
Calculated gpm at 20 psi	1179

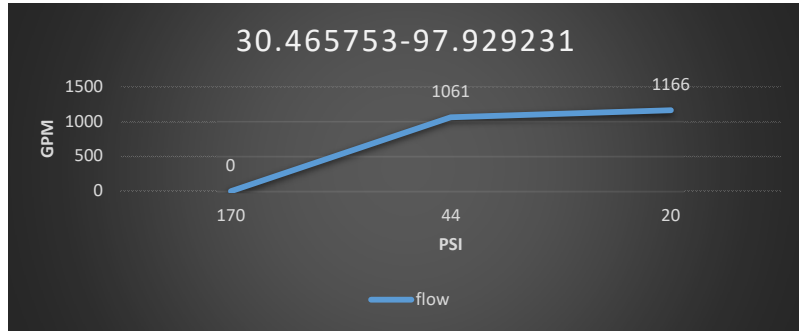


Location	
30.471140-97.923308	RPR
model B84B	
Static psi	152
Pitot PSI	35
Gage gpm	920
Calculated gpm	993
residual psi	30
Calculated gpm at 20 psi	1036

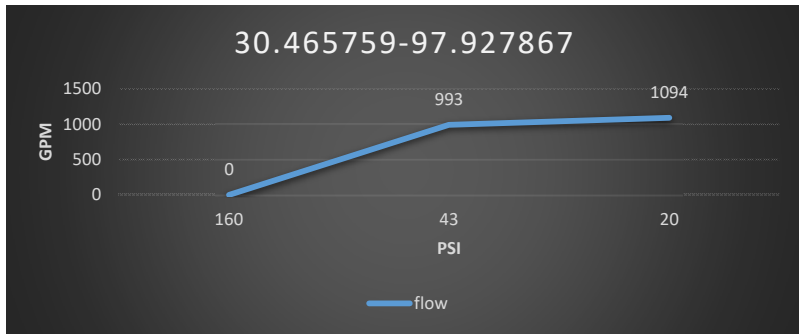


12 Hydrants **AVG Tested Flow** 1087.39 gpm **AVG Calculated Flow @ 20PSI** 1217.61 gpm

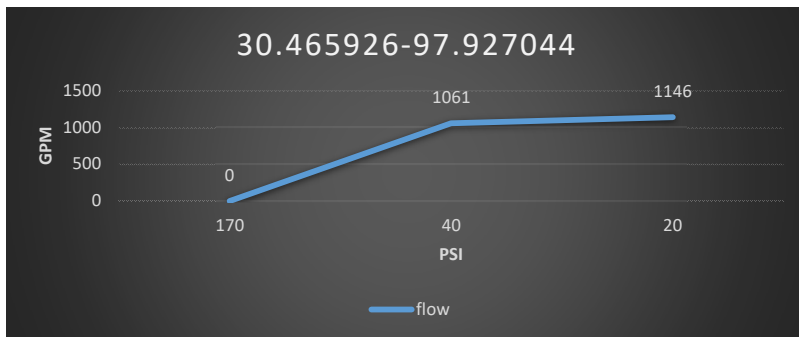
Location	
30.465753-97.929231	RLH/RPR
model AD B84B	
Static psi	170
Pitot psi	40
Gage gpm	1030
Calculated gpm	1061
residual psi	44
Calculated gpm at 20 psi	1166



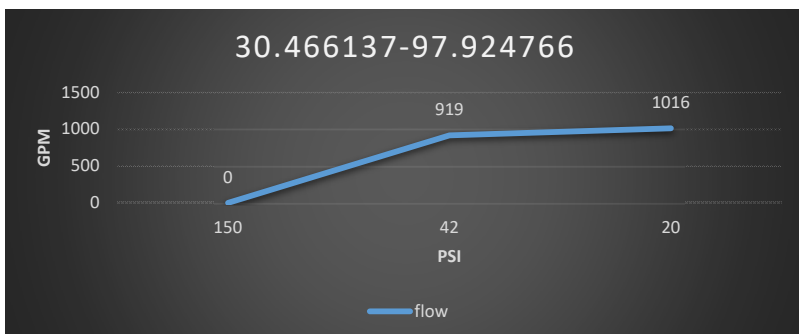
Location	
30.465759-97.927867	17761RPR
model B84B	
Static psi	160
Pitot PSI	35
Gage gpm	1000
Calculated gpm	993
residual psi	43
Calculated gpm at 20 psi	1094



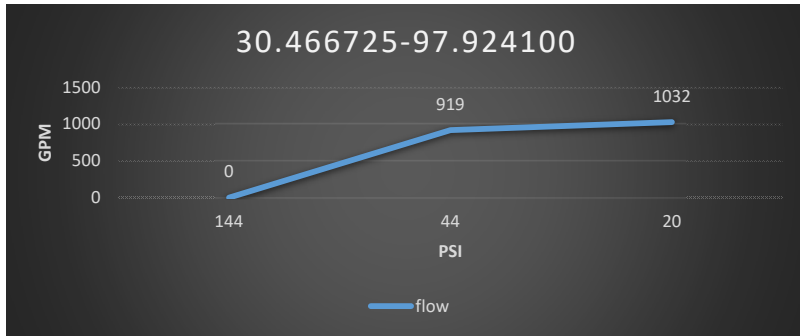
Location	
30.465926-97.927044	17142RPR
model B84B	
Static psi	170
Pitot PSI	40
Gage gpm	1060
Calculated gpm	1061
residual psi	40
Calculated gpm at 20 psi	1146



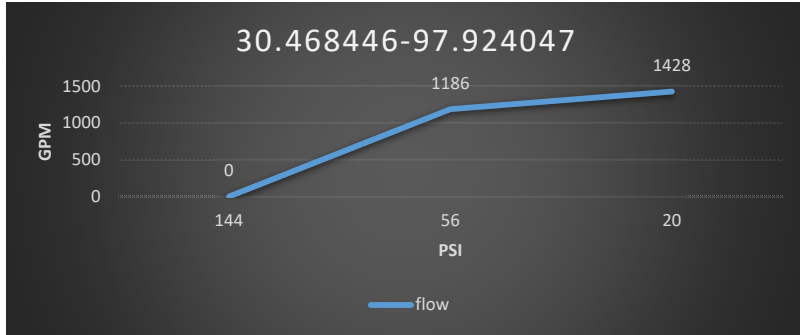
Location	
30.466137-97.924766	Injection Site
model B84B	
Static psi	150
Pitot PSI	30
Gage gpm	920
Calculated gpm	919
residual psi	42
Calculated gpm at 20 psi	1016



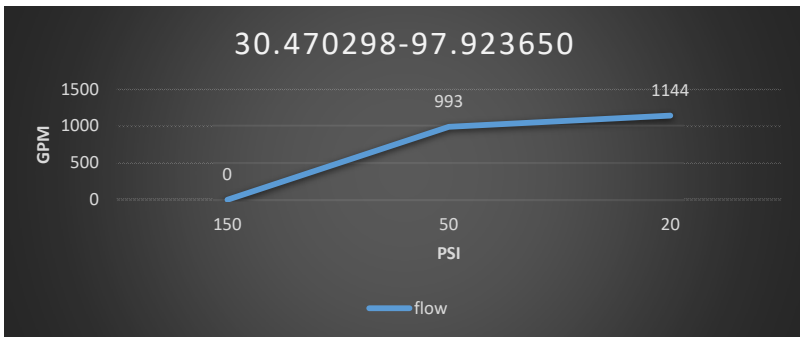
Location	
30.466725-97.924100	RPR
model B84B	
Static psi	144
Pitot PSI	30
Gage gpm	980
Calculated gpm	919
residual psi	44
Calculated gpm at 20 psi	1032



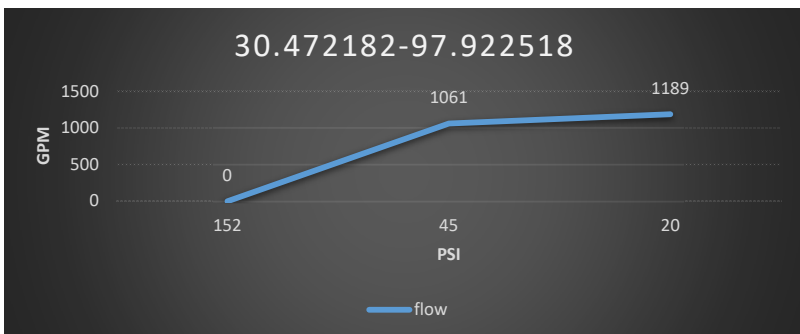
Location	
30.468446-97.924047	17676 RPR
model B84B	
Static psi	144
Pitot PSI	50
Gage gpm	1130
Calculated gpm	1186
residual psi	56
Calculated gpm at 20 psi	1428



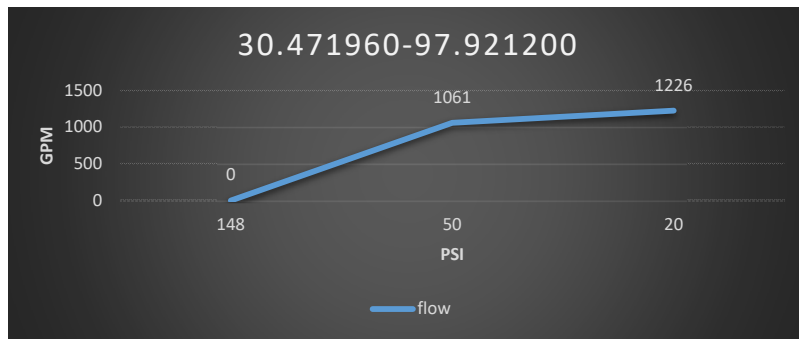
Location	
30.470298-97.923650	17656 RPR
model B84B	
Static psi	150
Pitot PSI	35
Gage gpm	1000
Calculated gpm	993
residual psi	50
Calculated gpm at 20 psi	1144



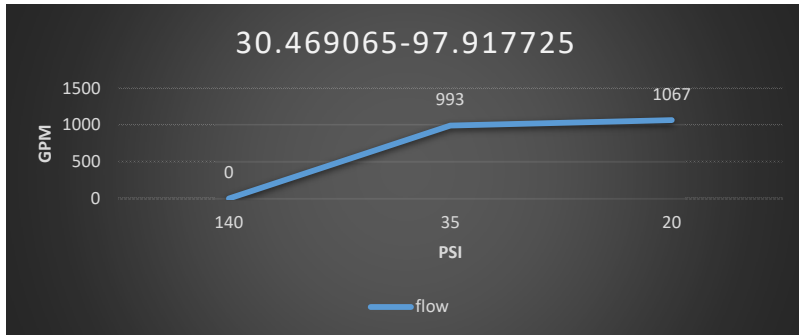
Location	
30.472182-97.922518	7629RPR
model B84B	
Static psi	152
Pitot PSI	40
Gage gpm	1130
Calculated gpm	1061
residual psi	45
Calculated gpm at 20 psi	1189



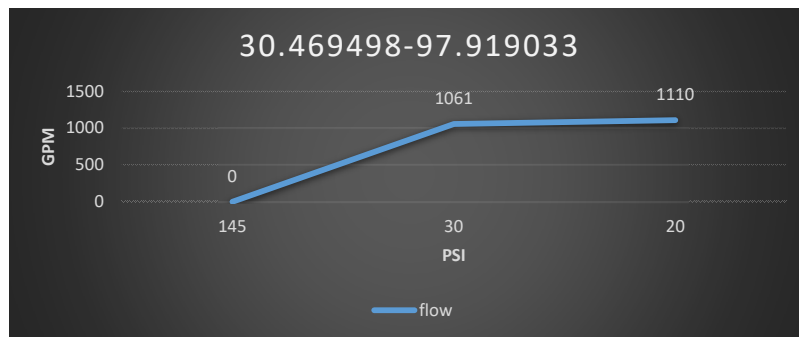
Location	
30.471960-97.921200	RPR
model B84B	
Static psi	148
Pitot PSI	40
Gage gpm	1060
Calculated gpm	1061
residual psi	50
Calculated gpm at 20 psi	1226



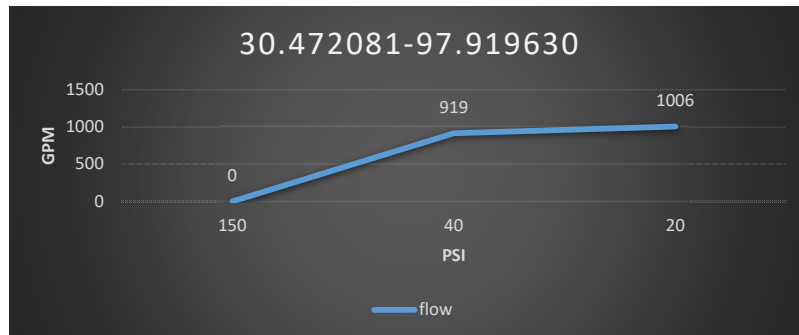
Location	
30.469065-97.917725	Light House
model B84B	
Static psi	140
Pitot PSI	35
Gage gpm	1000
Calculated gpm	993
residual psi	35
Calculated gpm at 20 psi	1067



Location	
30.469498-97.919033	LHL
model B84B	
Static psi	145
Pitot PSI	40
Gage gpm	920
Calculated gpm	1061
residual psi	30
Calculated gpm at 20 psi	1110

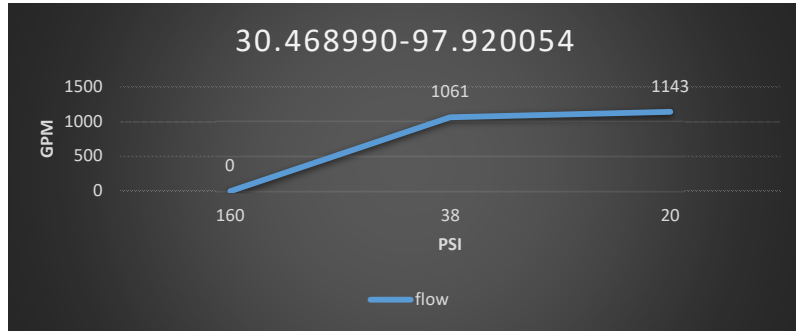


Location	
30.472081-97.919630	LHL/RPR
model B84B	
Static psi	150
Pitot PSI	30
Gage gpm	920
Calculated gpm	919
residual psi	40
Calculated gpm at 20 psi	1006

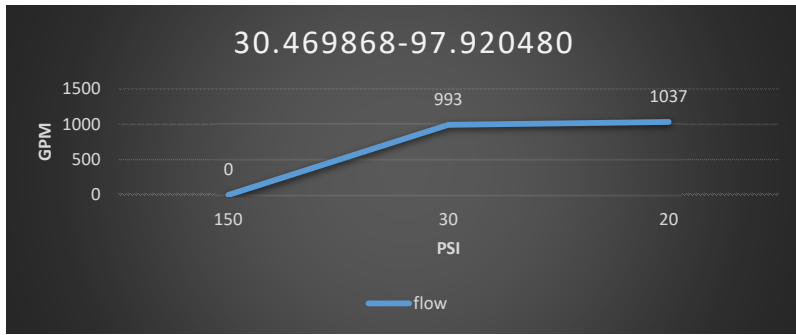


12 Hydrants **AVG Tested Flow** 1018.98 gpm **AVG Calculated Flow @ 20PSI** 1135.26 gpm

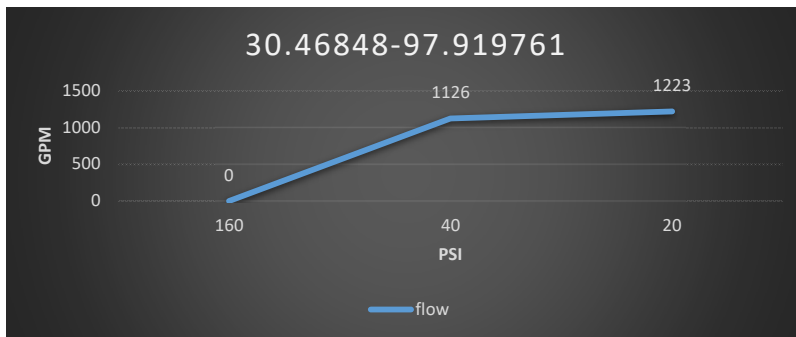
Location	
30.468990-97.920054	RPR
model AD B84B	
Static psi	160
Pitot psi	40
Gage gpm	1060
Calculated gpm	1061
residual psi	38
Calculated gpm at 20 psi	1143



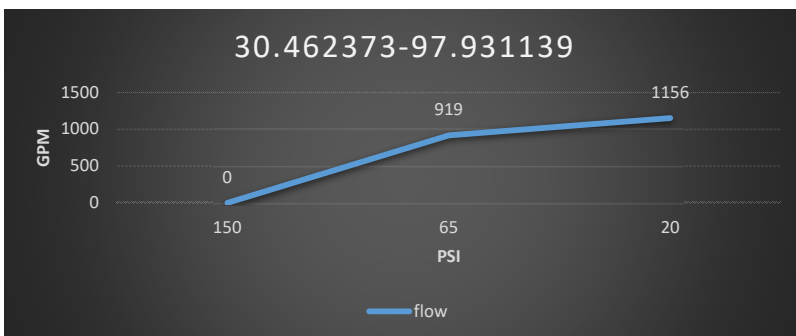
Location	
30.469868-97.920480	NLH
model B84B	
Static psi	150
Pitot PSI	35
Gage gpm	920
Calculated gpm	993
residual psi	30
Calculated gpm at 20 psi	1037



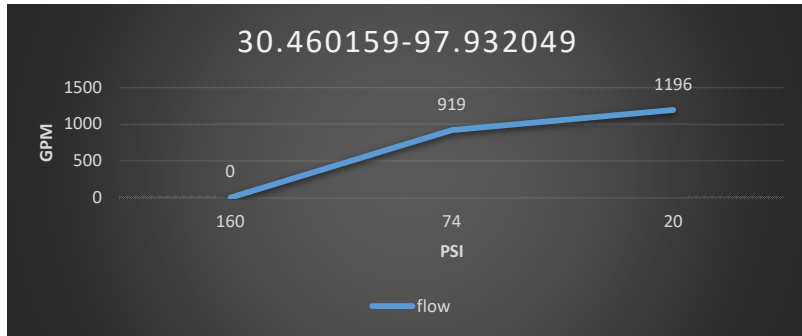
Location	
30.46848-97.919761	NLH
model B84B	
Static psi	160
Pitot PSI	45
Gage gpm	1100
Calculated gpm	1126
residual psi	40
Calculated gpm at 20 psi	1223



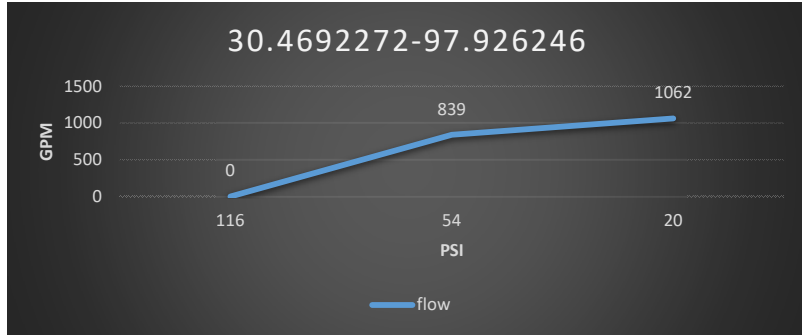
Location	
30.462373-97.931139	
model B84B	
Static psi	150
Pitot PSI	30
Gage gpm	900
Calculated gpm	919
residual psi	65
Calculated gpm at 20 psi	1156



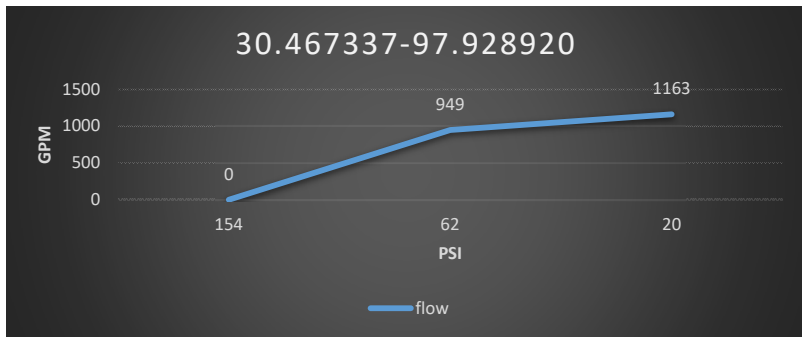
Location	
30.460159-97.932049	
model B84B	
Static psi	160
Pitot PSI	30
Gage gpm	800
Calculated gpm	919
residual psi	74
Calculated gpm at 20 psi	1196



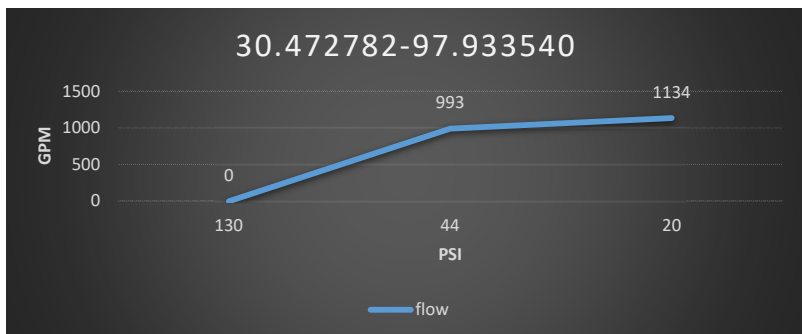
Location	
30.4692272-97.926246	
model B84B	
Static psi	116
Pitot PSI	25
Gage gpm	800
Calculated gpm	839
residual psi	54
Calculated gpm at 20 psi	1062



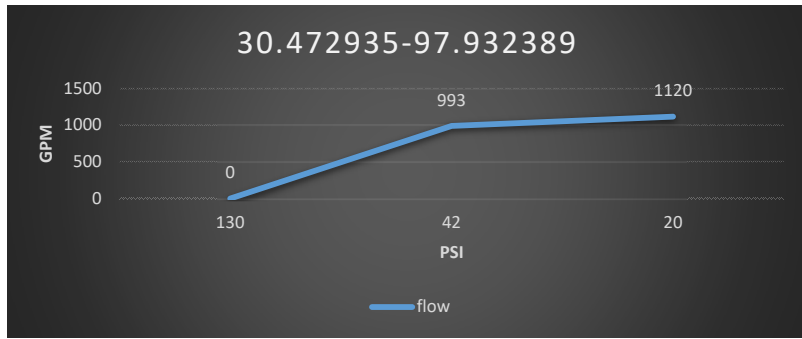
Location	
30.467337-97.928920	
model B84B	
Static psi	154
Pitot PSI	32
Gage gpm	920
Calculated gpm	949
residual psi	62
Calculated gpm at 20 psi	1163



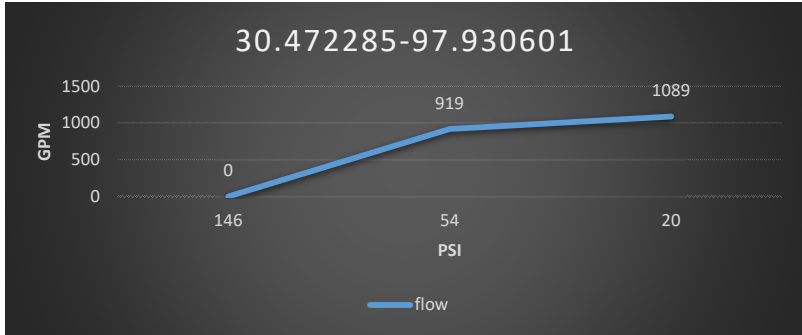
Location	
30.472782-97.933540	
model B84B	
Static psi	130
Pitot PSI	35
Gage gpm	1000
Calculated gpm	993
residual psi	44
Calculated gpm at 20 psi	1134



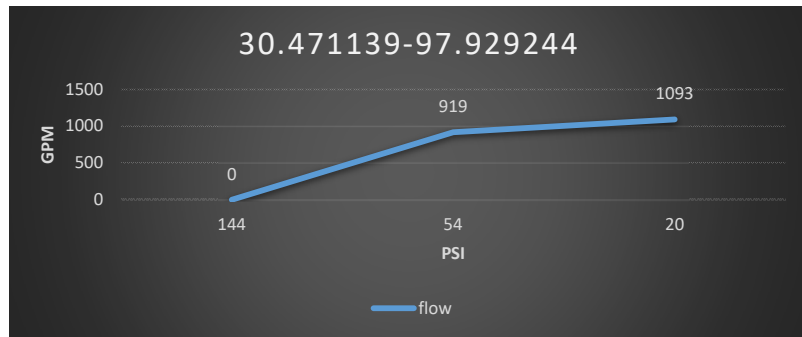
Location	
30.472935-97.932389	
model B84B	
Static psi	130
Pitot PSI	35
Gage gpm	1000
Calculated gpm	993
residual psi	42
Calculated gpm at 20 psi	1120



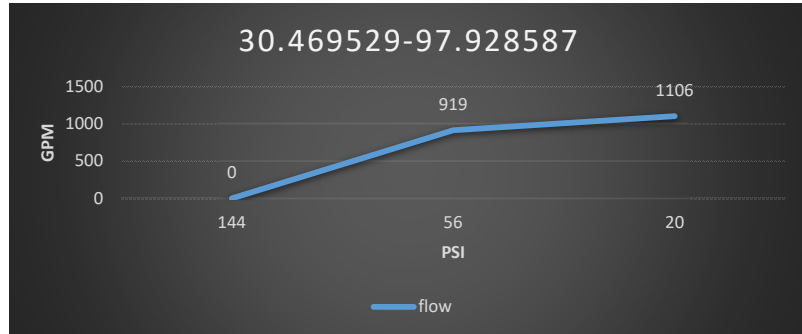
Location	
30.472285-97.930601	
model B84B	
Static psi	146
Pitot PSI	30
Gage gpm	800
Calculated gpm	919
residual psi	54
Calculated gpm at 20 psi	1089



Location	
30.471139-97.929244	
model B84B	
Static psi	144
Pitot PSI	30
Gage gpm	900
Calculated gpm	919
residual psi	54
Calculated gpm at 20 psi	1093



Location	
30.469529-97.928587	
model B84B	
Static psi	144
Pitot PSI	30
Gage gpm	900
Calculated gpm	919
residual psi	56
Calculated gpm at 20 psi	1106



12Hydrants **AVG Tested Flow** 962.35 gpm **AVG Calculated Flow @ 20PSI** 1126.78 gpm

Location	
30.468330-97.927313	
model	BB4B
Static psi	140
Pitot PSI	30
Gage gpm	920
Calculated gpm	919
residual psi	56
Calculated gpm at 20 psi	1114



Location	
30.469937-97.930421	
model	BB4B
Static psi	160
Pitot PSI	30
Gage gpm	920
Calculated gpm	919
residual psi	64
Calculated gpm at 20 psi	1127



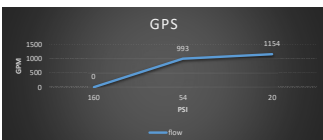
Location	
30.469181-97.930887	
model	BB4B
Static psi	150
Pitot PSI	30
Gage gpm	920
Calculated gpm	919
residual psi	55
Calculated gpm at 20 psi	1089



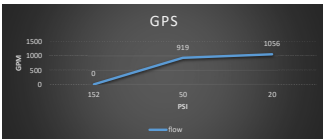
Location	
30.467581-97.930826	
model	BB4B
Static psi	155
Pitot PSI	35
Gage gpm	1000
Calculated gpm	993
residual psi	48
Calculated gpm at 20 psi	1125



Location	
30.466006-97.931426	
model	BB4B
Static psi	160
Pitot PSI	35
Gage gpm	1000
Calculated gpm	993
residual psi	54
Calculated gpm at 20 psi	1154



Location	
30.464379-97.933653	
model	BB4B
Static psi	152
Pitot PSI	30
Gage gpm	920
Calculated gpm	919
residual psi	50
Calculated gpm at 20 psi	1056



Location	
30.453101-97.937914	
model	BB4B
Static psi	140
Pitot PSI	55
Gage gpm	1130
Calculated gpm	1244
residual psi	44
Calculated gpm at 20 psi	1404



Location	
30.467296-97.952606	
model	BB4B
Static psi	62
Pitot PSI	31
Gage gpm	920
Calculated gpm	934
residual psi	44
Calculated gpm at 20 psi	1476



Location	
30.467702-97.952774	
model	BB4B
Static psi	60
Pitot PSI	31
Gage gpm	920
Calculated gpm	934
residual psi	44
Calculated gpm at 20 psi	1532



Location	
Nameless & 1431	
model	BB4B
Static psi	91
Pitot PSI	46
Gage gpm	1150
Calculated gpm	1138
residual psi	50
Calculated gpm at 20 psi	1531



Location	
Mountain Retail	
model	BB4B
Static psi	89
Pitot PSI	46
Gage gpm	1150
Calculated gpm	1138
residual psi	49
Calculated gpm at 20 psi	1528

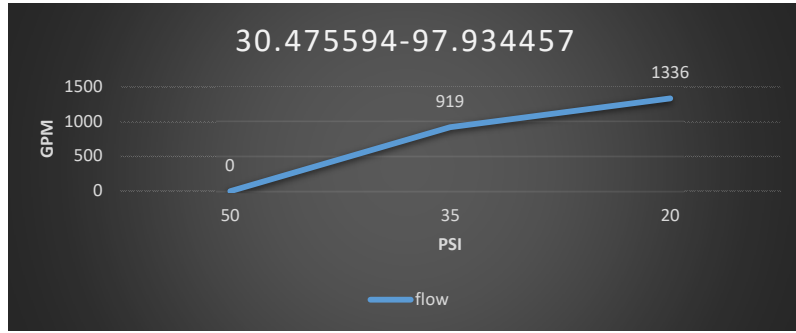


Location	
model	BB4B
Static psi	0
Pitot PSI	0
Gage gpm	0
Calculated gpm	0
residual psi	0
Calculated gpm at 20 psi	#NUM!

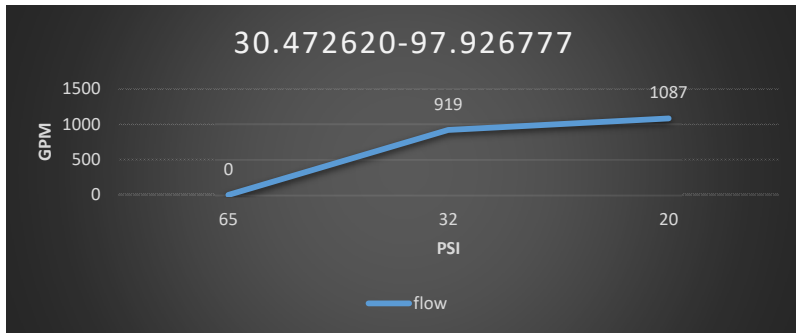


Hydrants AVG Tested Flow 974.93 gpm AVG Calculated Flow @ 20PSI 1230.81 gpm

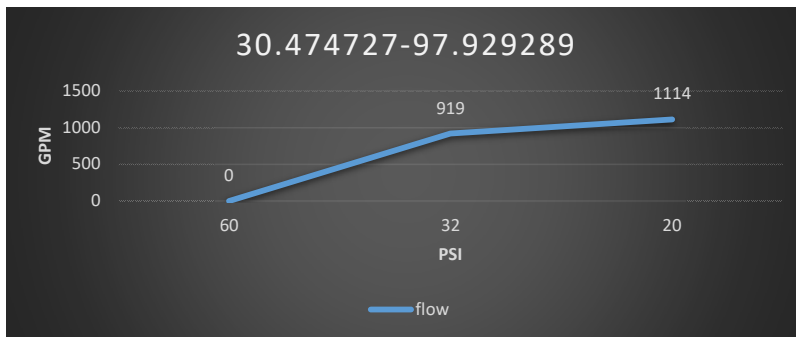
Location	
30.475594-97.934457	
model AD B84B	
Static psi	50
Pitot psi	30
Gage gpm	920
Calculated gpm	919
residual psi	35
Calculated gpm at 20 psi	1336



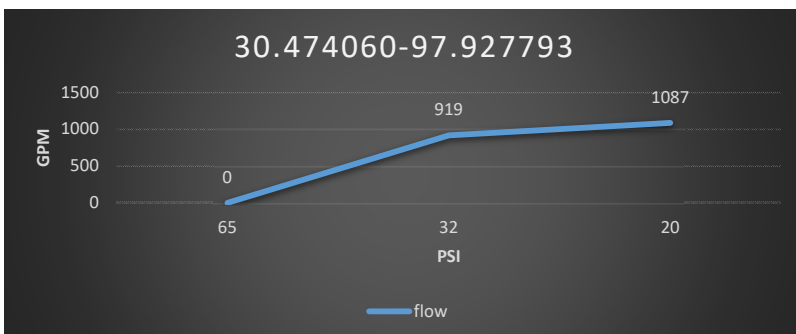
Location	
30.472620-97.926777	
model B84B	
Static psi	65
Pitot PSI	30
Gage gpm	920
Calculated gpm	919
residual psi	32
Calculated gpm at 20 psi	1087



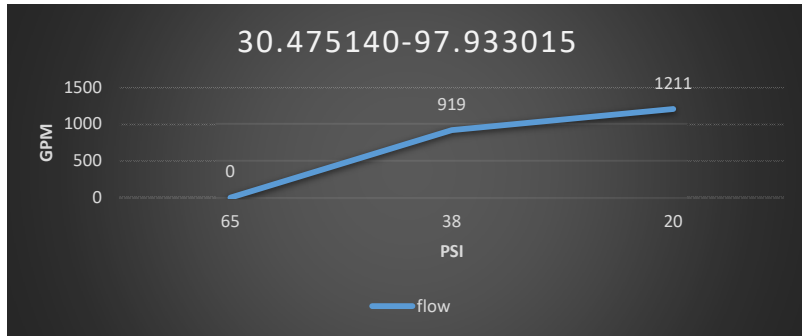
Location	
30.474727-97.929289	
model B84B	
Static psi	60
Pitot PSI	30
Gage gpm	920
Calculated gpm	919
residual psi	32
Calculated gpm at 20 psi	1114



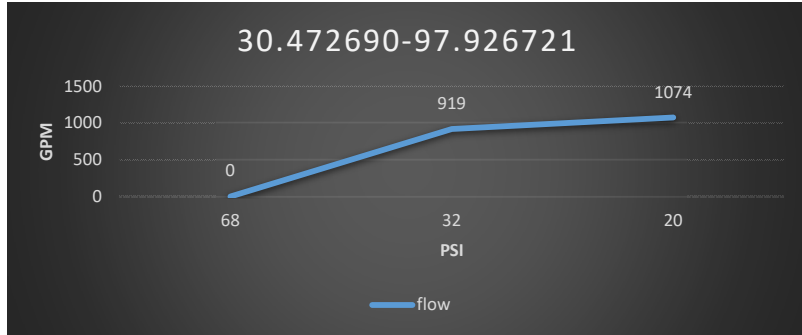
Location	
30.474060-97.927793	
model B84B	
Static psi	65
Pitot PSI	30
Gage gpm	920
Calculated gpm	919
residual psi	32
Calculated gpm at 20 psi	1087



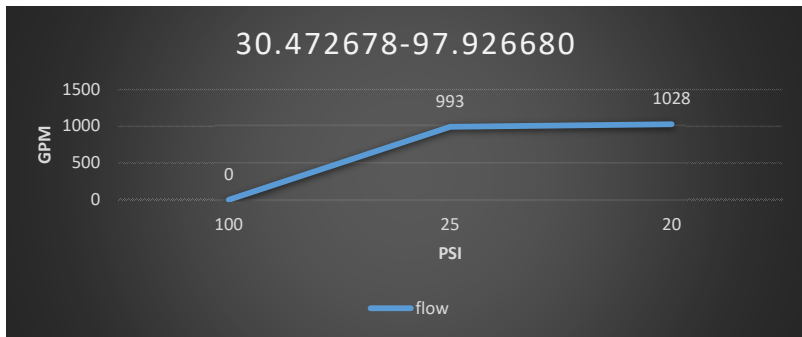
Location	
30.475140-97.933015	
model B84B	
Static psi	65
Pitot PSI	30
Gage gpm	920
Calculated gpm	919
residual psi	38
Calculated gpm at 20 psi	1211




Location	
30.472690-97.926721	
model B84B	
Static psi	68
Pitot PSI	30
Gage gpm	920
Calculated gpm	919
residual psi	32
Calculated gpm at 20 psi	1074



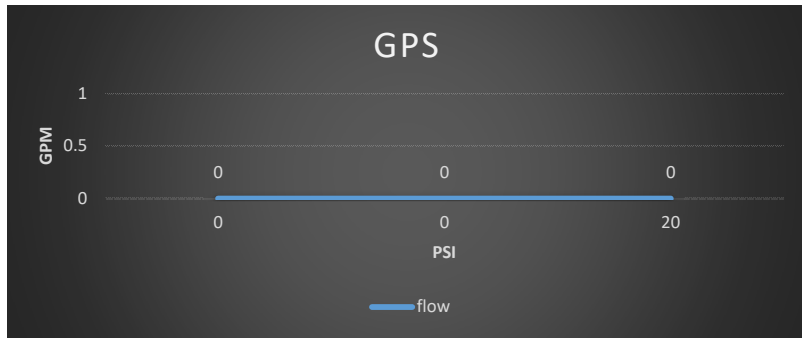
Location	
30.472678-97.926680	
model B84B	
Static psi	100
Pitot PSI	35
Gage gpm	1000
Calculated gpm	993
residual psi	25
Calculated gpm at 20 psi	1028




Location	
model B84B	
Static psi	
Pitot PSI	
Gage gpm	
Calculated gpm	0
residual psi	
Calculated gpm at 20 psi	#NUM!



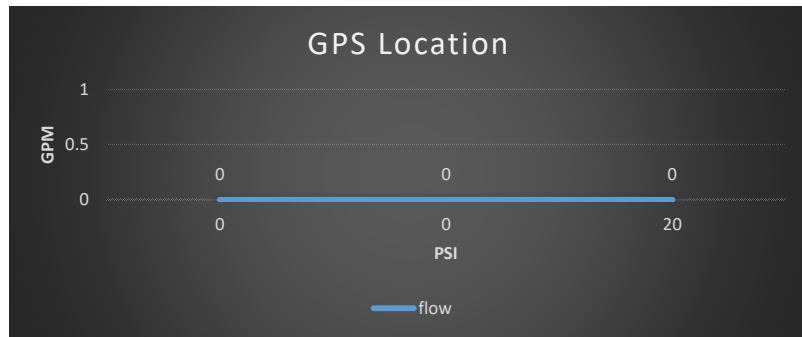
Location	
model B84B	
Static psi	
Pitot PSI	
Gage gpm	
Calculated gpm	0
residual psi	
Calculated gpm at 20 psi	#NUM!



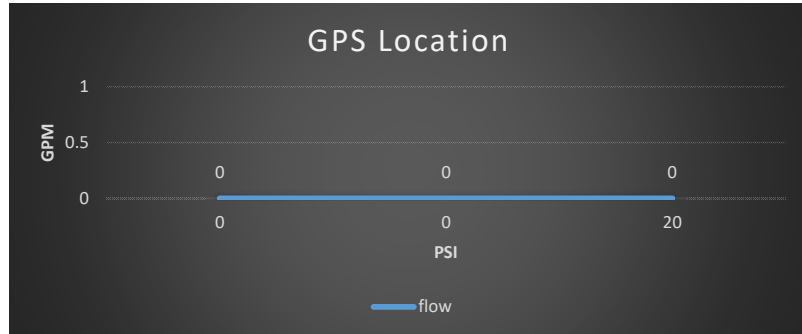
Location	
model B84B	
Static psi	
Pitot PSI	
Gage gpm	
Calculated gpm	0
residual psi	
Calculated gpm at 20 psi	#NUM!



Location	
model B84B	
Static psi	
Pitot PSI	
Gage gpm	
Calculated gpm	0
residual psi	
Calculated gpm at 20 psi	#NUM!

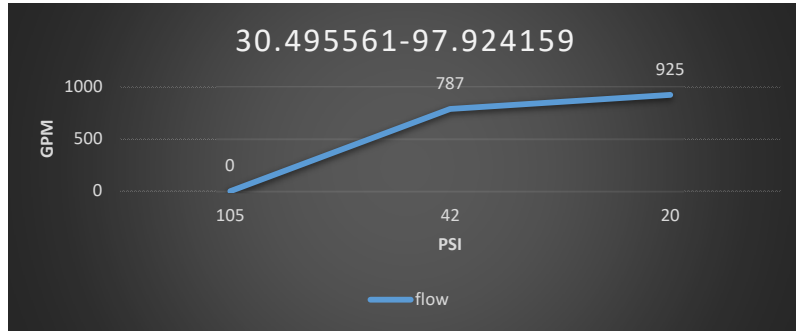


Location	
model B84B	
Static psi	0
Pitot PSI	0
Gage gpm	0
Calculated gpm	0
residual psi	0
Calculated gpm at 20 psi	#NUM!

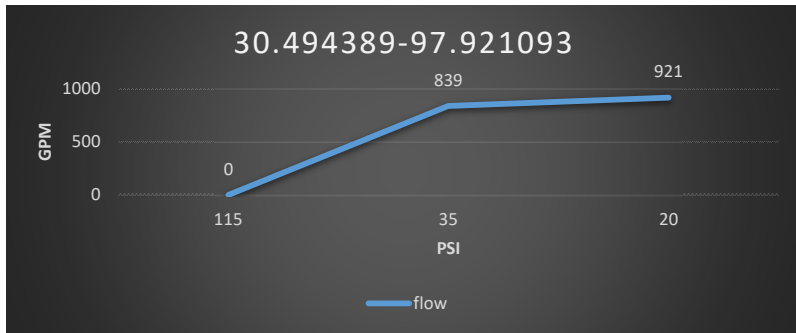


7Hydrants **AVG Tested Flow** 929.56 gpm **AVG Calculated Flow @ 20PSI** 1133.73 gpm

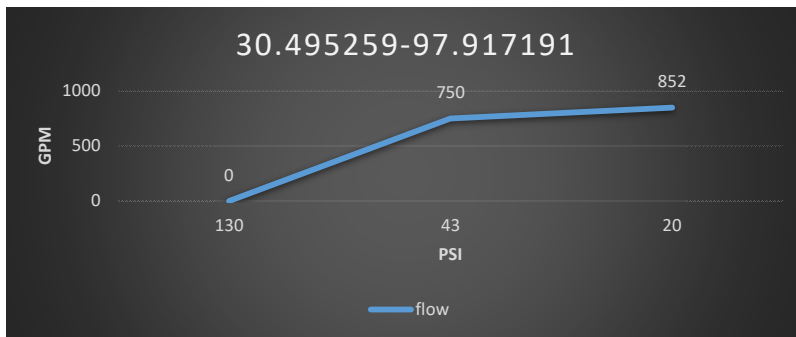
Location	
30.495561-97.924159	1431/GT
model AD B84B	
Static psi	105
Pitot psi	22
Gage gpm	750
Calculated gpm	787
residual psi	42
Calculated gpm at 20 psi	925



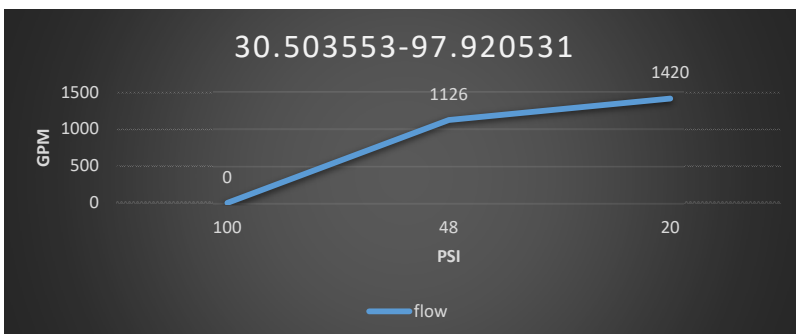
Location	
30.494389-97.921093	GT/4th
model B84B	
Static psi	115
Pitot PSI	25
Gage gpm	850
Calculated gpm	839
residual psi	35
Calculated gpm at 20 psi	921



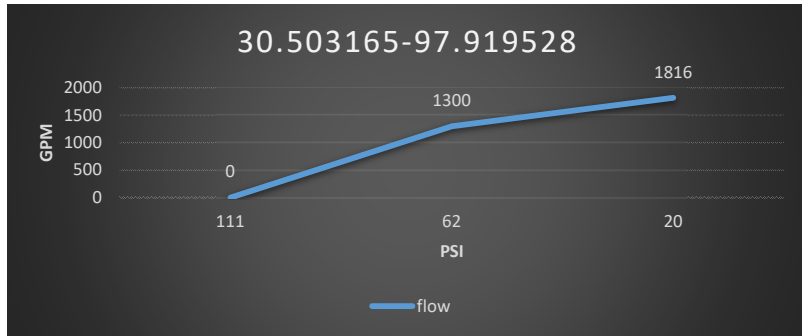
Location	
30.495259-97.917191	Lakeside/fair In
model B84B	
Static psi	130
Pitot PSI	20
Gage gpm	750
Calculated gpm	750
residual psi	43
Calculated gpm at 20 psi	852



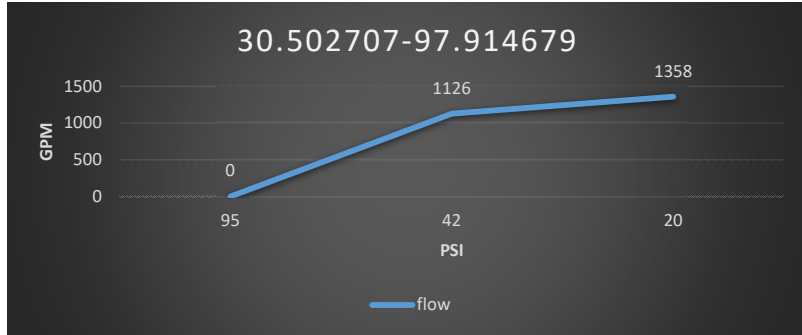
Location	
30.503553-97.920531	Self storage
model B84B	
Static psi	100
Pitot PSI	45
Gage gpm	1130
Calculated gpm	1126
residual psi	48
Calculated gpm at 20 psi	1420



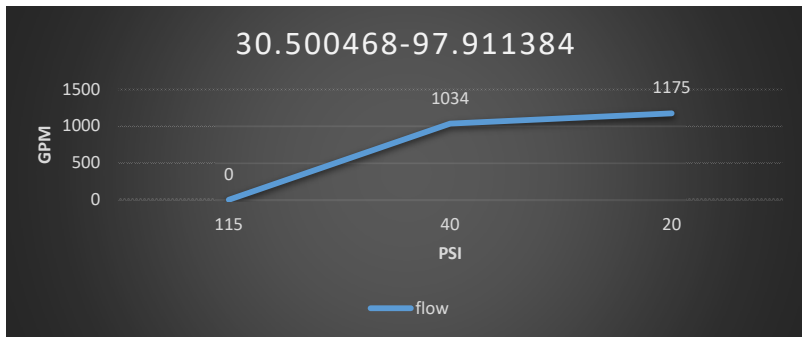
Location	
30.503165-97.919528	1431/Lakecrest
model B84B	
Static psi	111
Pitot PSI	60
Gage gpm	1300
Calculated gpm	1300
residual psi	62
Calculated gpm at 20 psi	1816



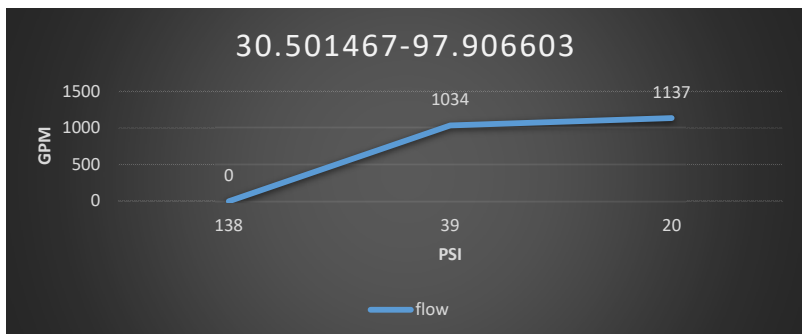
Location	
30.502707-97.914679	Bee/Main
model B84B	
Static psi	95
Pitot PSI	45
Gage gpm	1130
Calculated gpm	1126
residual psi	42
Calculated gpm at 20 psi	1358



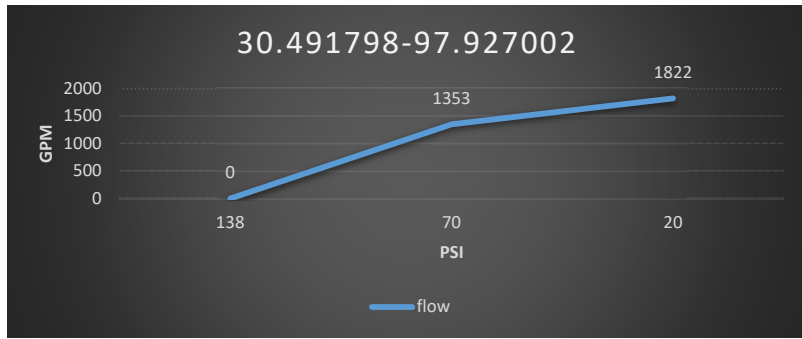
Location	
30.500468-97.911384	Sandy/Travis
model B84B	
Static psi	115
Pitot PSI	38
Gage gpm	1030
Calculated gpm	1034
residual psi	40
Calculated gpm at 20 psi	1175



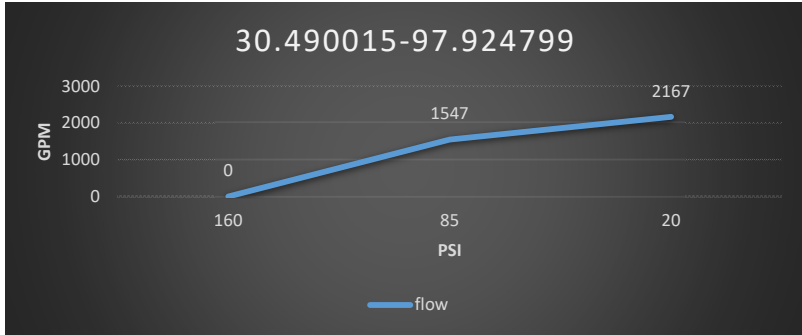
Location	
30.501467-97.906603	Sandy/cross
model B84B	
Static psi	138
Pitot PSI	38
Gage gpm	1030
Calculated gpm	1034
residual psi	39
Calculated gpm at 20 psi	1137




Location	
30.491798-97.927002	Dr Cany/trkybnd
model B84B	
Static psi	138
Pitot PSI	65
Gage gpm	1350
Calculated gpm	1353
residual psi	70
Calculated gpm at 20 psi	1822



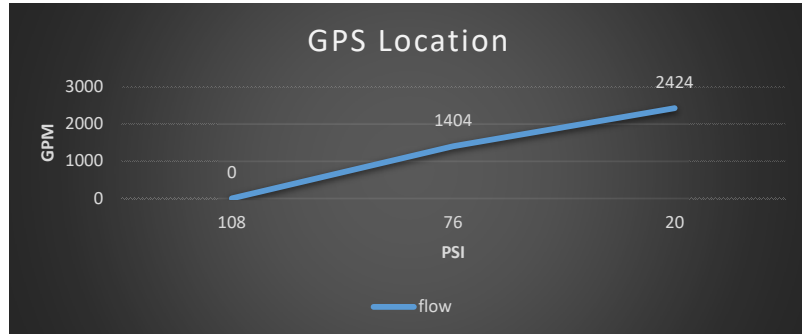
Location	
30.490015-97.924799	1431/Deer can
model B84B	
Static psi	160
Pitot PSI	85
Gage gpm	1580
Calculated gpm	1547
residual psi	85
Calculated gpm at 20 psi	2167



Location	
30.484659-97.929348	Easy St SWTP
model B84B	
Static psi	144
Pitot PSI	90
Gage gpm	1590
Calculated gpm	1592
residual psi	88
Calculated gpm at 20 psi	2445

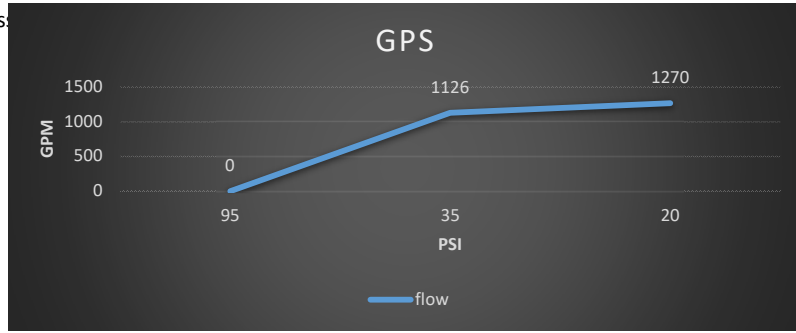


Location	
30.501511-97.922476	
model B84B	
Static psi	108
Pitot PSI	70
Gage gpm	1405
Calculated gpm	1404
residual psi	76
Calculated gpm at 20 psi	2424




12Hydrants **AVG Tested Flow** 1157.62 gpm **AVG Calculated Flow @ 20PSI** 1538.48 gpm

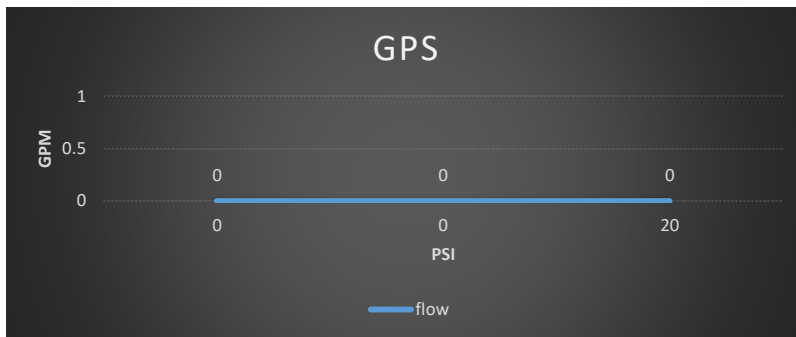
Location	1431 Nameless
model AD B84B	
Static psi	95
Pitot psi	45
Gage gpm	1200
Calculated gpm	1126
residual psi	35
Calculated gpm at 20 psi	1270



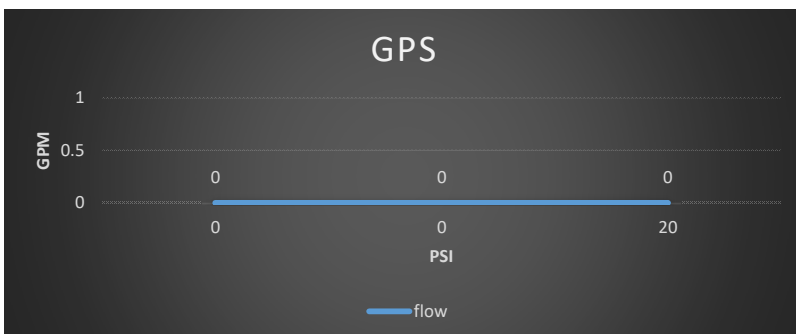
Location	
model B84B	
Static psi	
Pitot PSI	
Gage gpm	
Calculated gpm	0
residual psi	
Calculated gpm at 20 psi	#NUM!




Location	
model B84B	
Static psi	
Pitot PSI	
Gage gpm	
Calculated gpm	0
residual psi	
Calculated gpm at 20 psi	#NUM!



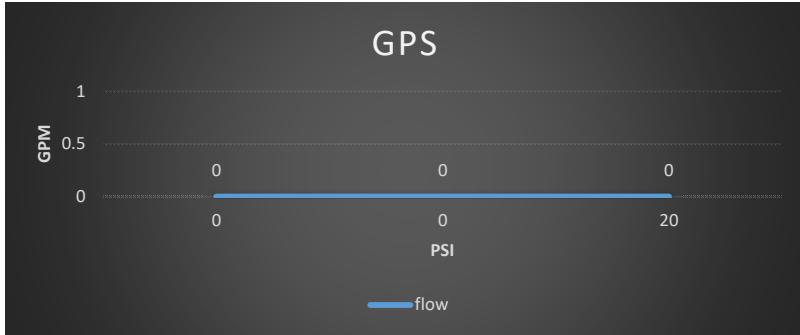
Location	
model B84B	
Static psi	
Pitot PSI	
Gage gpm	
Calculated gpm	0
residual psi	
Calculated gpm at 20 psi	#NUM!




Location	
model B84B	
Static psi	
Pitot PSI	
Gage gpm	
Calculated gpm	0
residual psi	
Calculated gpm at 20 psi	#NUM!




Location	
model B84B	
Static psi	
Pitot PSI	
Gage gpm	
Calculated gpm	0
residual psi	
Calculated gpm at 20 psi	#NUM!



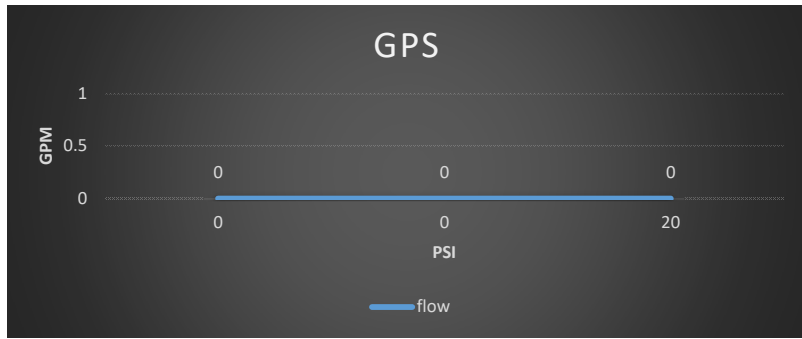
Location	
model B84B	
Static psi	
Pitot PSI	
Gage gpm	
Calculated gpm	0
residual psi	
Calculated gpm at 20 psi	#NUM!




Location	
model B84B	
Static psi	
Pitot PSI	
Gage gpm	
Calculated gpm	0
residual psi	
Calculated gpm at 20 psi	#NUM!



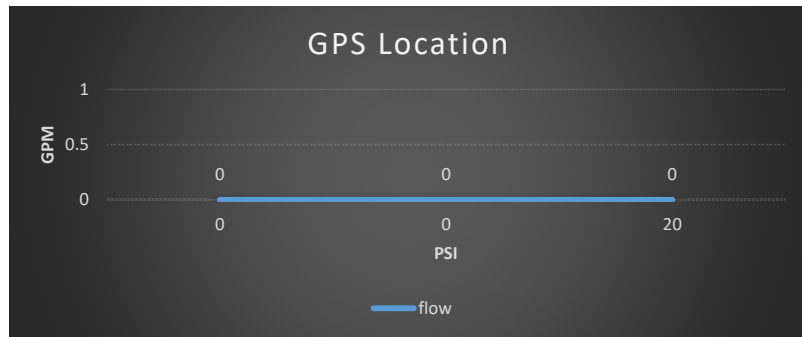
Location	
model B84B	
Static psi	
Pitot PSI	
Gage gpm	
Calculated gpm	0
residual psi	
Calculated gpm at 20 psi	#NUM!



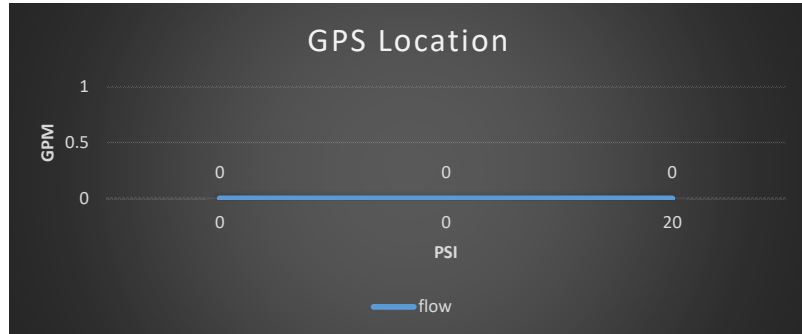
Location	
model B84B	
Static psi	
Pitot PSI	
Gage gpm	
Calculated gpm	0
residual psi	
Calculated gpm at 20 psi	#NUM!



Location	
model B84B	
Static psi	
Pitot PSI	
Gage gpm	
Calculated gpm	0
residual psi	
Calculated gpm at 20 psi	#NUM!



Location	
model B84B	
Static psi	0
Pitot PSI	0
Gage gpm	0
Calculated gpm	0
residual psi	0
Calculated gpm at 20 psi	#NUM!



12Hydrants **AVG Tested Flow** 93.80 gpm **AVG Calculated Flow @ 20PSI** #NUM! gpm